

Vital Stats

Profile of the 14th Haryana Legislative Assembly

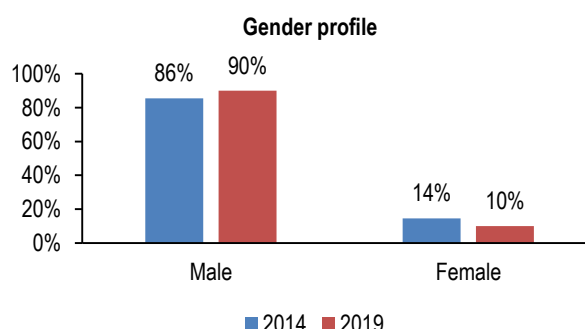
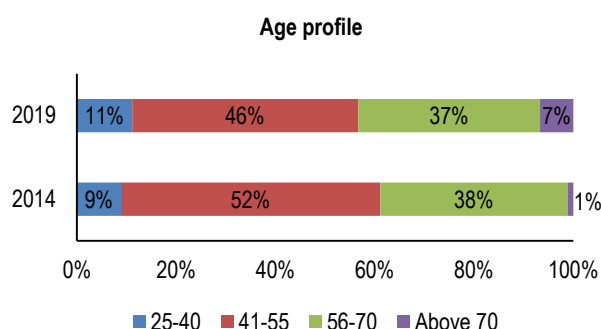
The results of the elections to the 14th Haryana Legislative Assembly were declared yesterday. In this context, we analyse data on the profile of the incoming Members of Legislative Assembly (MLAs) and compare it with the previous Assembly.

BJP has the highest representation with 44% MLAs followed by INC with 34%

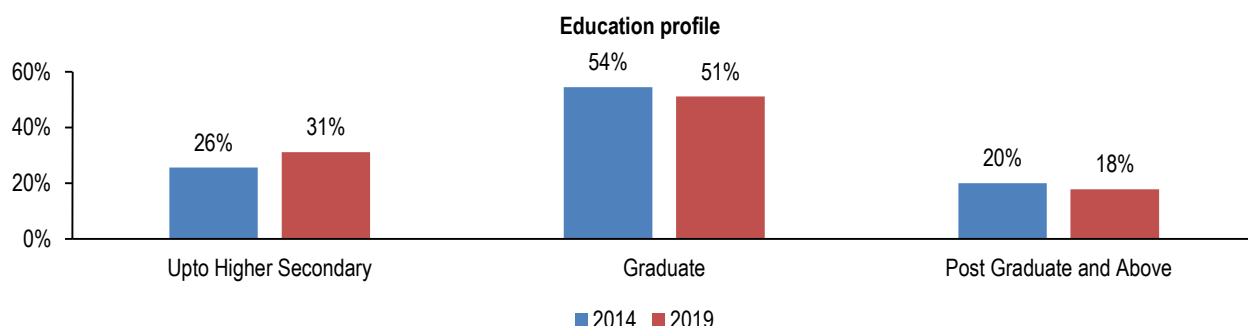
Political Party	2014	2019
Bharatiya Janata Party	47	40
Indian National Congress	15	31
Jannayak Janta Party		10
Independent	5	7
Haryana Lokhit Party		1
Indian National Lok Dal	19	1
Haryana Janhit Congress	2	
Bahujan Samaj Party	1	
Shiromani Akali Dal	1	

- In the newly elected Assembly, of 90 members, no party could get a majority.
- BJP has the highest number of MLAs (40) in the Assembly, followed by INC (31).
- Seven independent members have been elected.

Average age of MLAs is 55 years; 4% less women elected



69% of the MLAs have at least a bachelors degree



Sources: Election Commission of India (results.eci.gov.in); Candidate Affidavits uploaded on ECI; Haryana Legislative Assembly website (<http://www.haryanaassembly.gov.in/>)

DISCLAIMER: This document is being furnished to you for your information. You may choose to reproduce or redistribute this report for non-commercial purposes in part or in full to any other person with due acknowledgement of PRS Legislative Research ("PRS"). The opinions expressed herein are entirely those of the author(s). PRS makes every effort to use reliable and comprehensive information, but PRS does not represent that the contents of the report are accurate or complete. PRS is an independent, not-for-profit group. This document has been prepared without regard to the objectives or opinions of those who may receive it.