

Vital Stats

Profile of the 16th Tamil Nadu Legislative Assembly

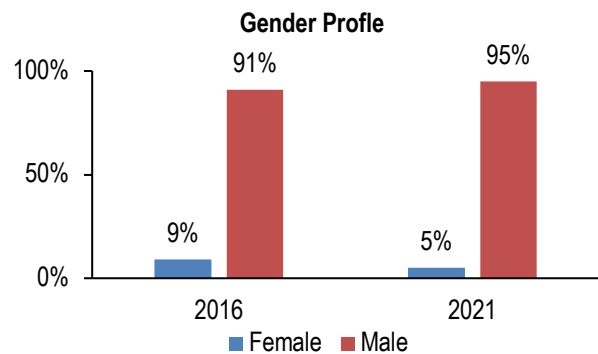
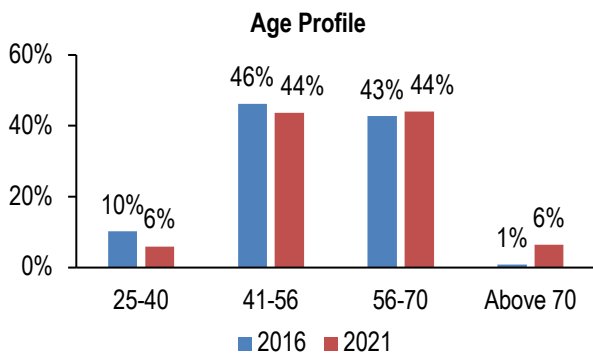
The results of the elections to the 16th Tamil Nadu Legislative Assembly were declared today. There are 234 elected assembly seats and one nominated seat in the state. In this note, we analyse data on the profile of the incoming Members of Legislative Assembly (MLAs) and compare it with that of the previous Assembly.

DMK has the majority with 133 MLAs

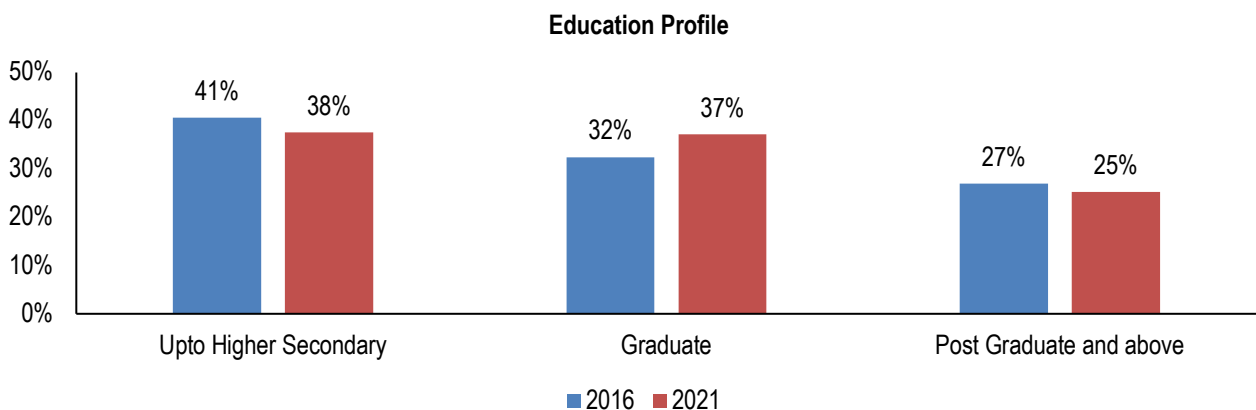
Political Party	2021	2016
Dravida Munnetra Kazhagam	133	89
All India Anna Dravida Munnetra Kazhagam	66	134
Indian National Congress	18	8
Pattali Makkal Katchi	5	-
Bharatiya Janata Party	4	-

Political Party	2021	2016
Viduthalai Chiruthaigal Katchi	4	-
Communist Party of India	2	-
Communist Party of India (Marxist)	2	-
Indian Union Muslim League	-	1

Women’s representation reduces nearly by half; Sharp increase in MLAs above 70 years



62% of the MLAs have at least a bachelors degree, up from 59%



Notes: Elections in the Aravakurichi and Thanjavur were postponed by the ECI. Results for 232 constituencies were declared.
 Sources: Election Commission of India (results.eci.gov.in); Candidate Affidavits uploaded on ECI; MyNeta (https://www.myneta.info); Tamil Nadu Legislative Assembly Website (http://www.assembly.tn.gov.in/); PRS.

DISCLAIMER: This document is being furnished to you for your information. You may choose to reproduce or redistribute this report for non-commercial purposes in part or in full to any other person with due acknowledgement of PRS Legislative Research (“PRS”). The opinions expressed herein are entirely those of the author(s). PRS makes every effort to use reliable and comprehensive information, but PRS does not represent that the contents of the report are accurate or complete. PRS is an independent, not-for-profit group. This document has been prepared without regard to the objectives or opinions of those who may receive it.

Manish Kanadje
 manish@prsindia.org

May 3, 2021