

Vital Stats

Profile of the 16th Rajasthan Legislative Assembly

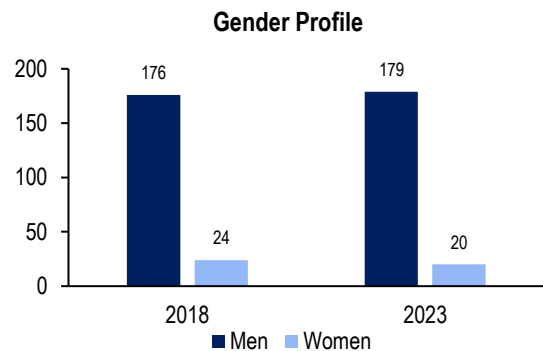
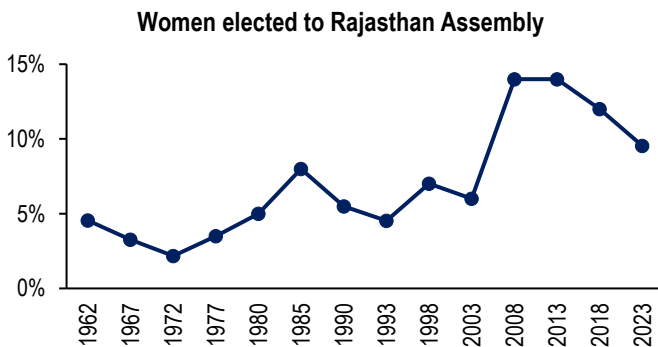
Results of the election to the 16th Rajasthan Legislative Assembly were declared on December 3, 2023. The Rajasthan Assembly has 200 elected seats. For the new Assembly, election for the Karanpur constituency was cancelled. This note compares the profiles of the incoming Members of Legislative Assembly (MLAs) with that of the previous term of the Assembly.

BJP wins the majority with 58% seats

Party	2018	2023
Bharatiya Janata Party	73	115
Indian National Congress	100	69
Bharat Adivasi Party	0	3
Bahujan Samaj Party	6	2
Rashtriya Loktantrik Party	3	1
Rashtriya Lok Dal	1	1
Communist Party of India (Marxist)	2	0
Bharatiya Tribal Party	2	0
Independent	13	8

Note: Elections to one seat were cancelled in 2023; for 2018, ECI result data includes one seat for which election was delayed.

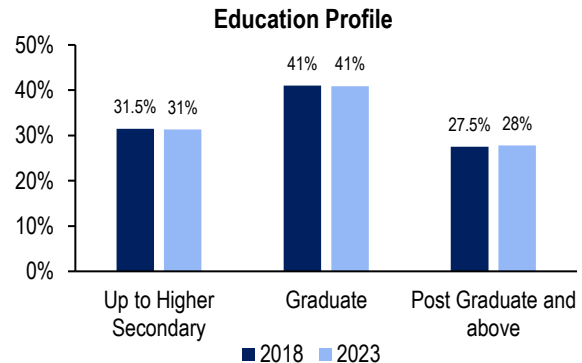
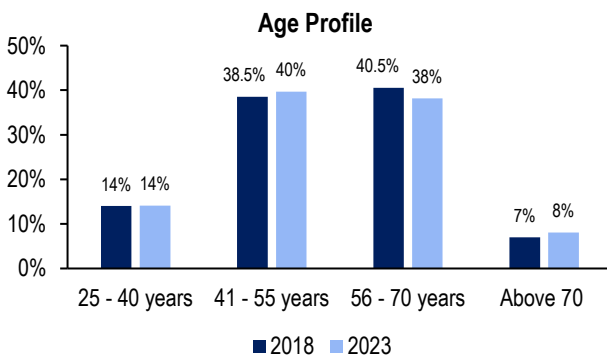
Women have never accounted for more than 15% of the Assembly strength



Note: Graphs does not account for any changes in Assembly due to bye elections

While more women have been elected to the Rajasthan Assembly over the years, women's representation in the Assembly has never exceeded 15%. In 2018, 24 women were elected to the Assembly; this number has dropped to 20 in the 16th Assembly. Note that this data does not account for any changes due to bye-elections.

Education and age profile remain similar



- Majority of the MLAs in Rajasthan have a graduate degree. In 2018 more than half of the elected women and about a quarter of the elected men were post-graduates. The proportion remains similar in 2023.
- In 2018, 48% of the elected members (95 out of 200), were more than 55 years old. The proportion has marginally decreased in the new Assembly (46%).

Sources: Election Commission of India (results.eci.gov.in); Candidate Affidavits uploaded on ECI; MyNeta (<https://www.myneta.info>); PRS.
Note: This analysis does not account for any changes in the Assembly due to bye-elections.

DISCLAIMER: This document is being furnished to you for your information. You may choose to reproduce or redistribute this report for non-commercial purposes in part or in full to any other person with due acknowledgement of PRS Legislative Research ("PRS"). The opinions expressed herein are entirely those of the author(s). PRS makes every effort to use reliable and comprehensive information, but PRS does not represent that the contents of the report are accurate or complete. PRS is an independent, not-for-profit group. This document has been prepared without regard to the objectives or opinions of those who may receive it.