

Vital Stats

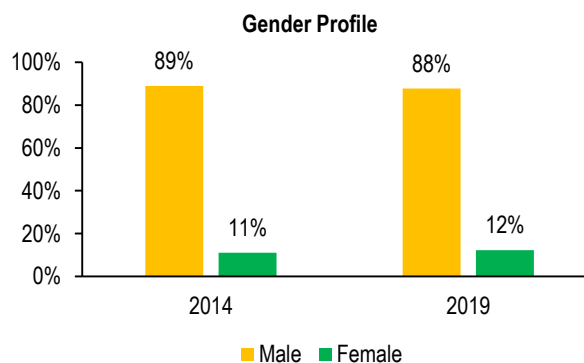
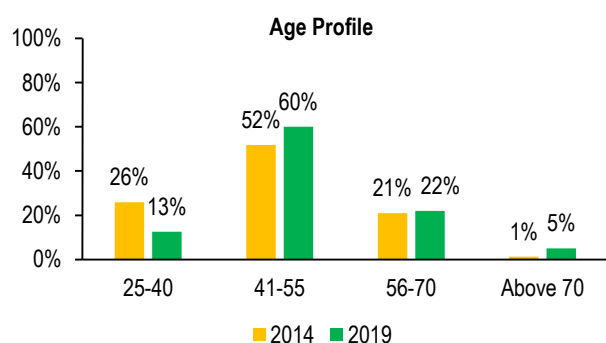
Profile of the 5th Jharkhand Legislative Assembly

The results of the elections to the 5th Jharkhand Legislative Assembly were declared yesterday. There are 81 assembly seats in the state. In this context, we analyse data on the profile of the incoming Members of Legislative Assembly (MLAs) and compare it with the previous Assembly.

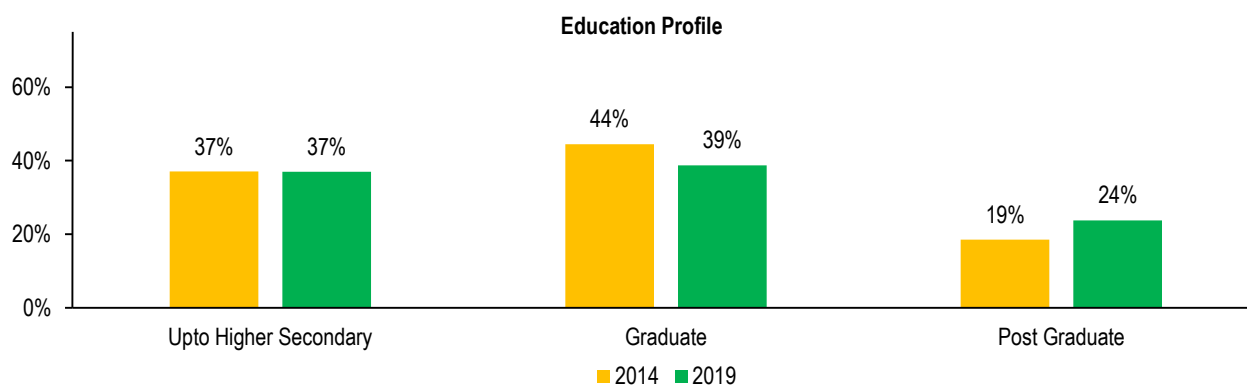
JMM has the highest representation with 30 MLAs

Political Party	2014	2019	Political Party	2014	2019
Jharkhand Mukti Morcha	19	30	Nationalist Congress Party	0	1
Bharatiya Janata Party	37	25	Rashtriya Janata Dal	0	1
Indian National Congress	6	16	Bahujan Samaj Party	1	0
Jharkhand Vikas Morcha (Prajanatrik)	8	3	Jai Bharat Samanta Party	1	0
AJSU Party	5	2	Jharkhand Party	1	0
Independent	0	2	Marxist Co-Ordination	1	0
Communist Party of India (ML) (Liberation)	1	1	Navjawan Sangharsh Morcha	1	0

Sharp reduction in the number of young MLAs



63% of the MLAs have at least a bachelors degree



Sources: Election Commission of India (results.eci.gov.in); Candidate Affidavits uploaded on ECI; PRS.

DISCLAIMER: This document is being furnished to you for your information. You may choose to reproduce or redistribute this report for non-commercial purposes in part or in full to any other person with due acknowledgement of PRS Legislative Research (“PRS”). The opinions expressed herein are entirely those of the author(s). PRS makes every effort to use reliable and comprehensive information, but PRS does not represent that the contents of the report are accurate or complete. PRS is an independent, not-for-profit group. This document has been prepared without regard to the objectives or opinions of those who may receive it.