

# Vital Stats

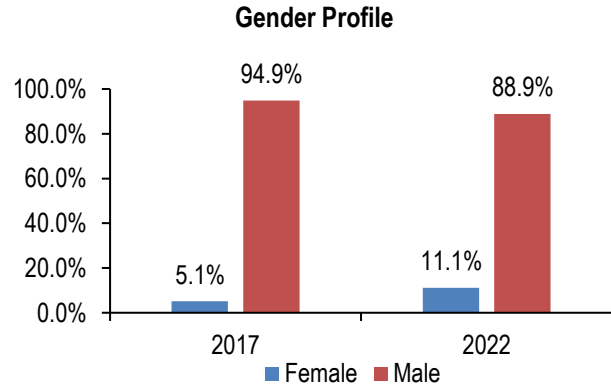
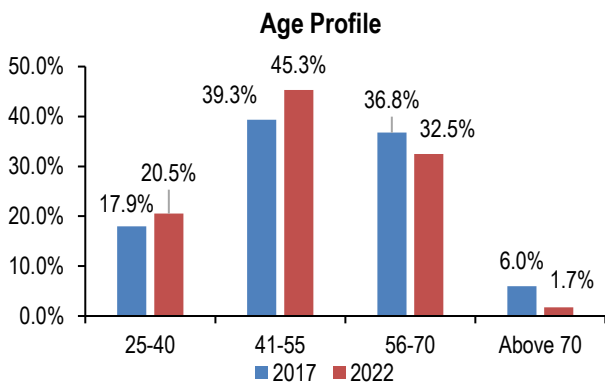
## Profile of the 16<sup>th</sup> Punjab Legislative Assembly

The results of the elections to the 16<sup>th</sup> Punjab Legislative Assembly were declared on March 10, 2022. There are 117 assembly seats in the state. In this note, we analyse data on the profile of the incoming Members of Legislative Assembly (MLAs) and compare it with the previous Assembly.

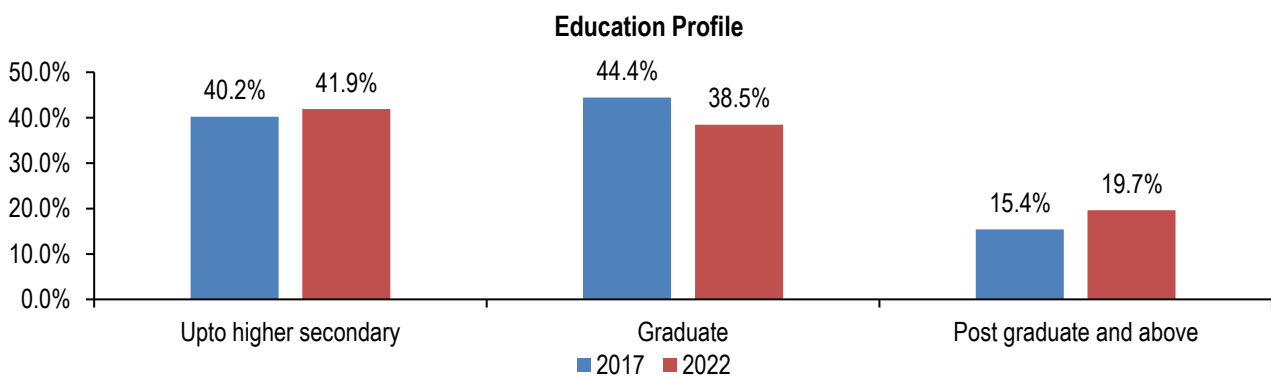
### Aam Aadmi Party has the majority with 92 seats

Political Party	2022	2017
Aam Aadmi Party	92	20
Indian National Congress	18	77
Shiromani Akali Dal	3	15
Bharatiya Janata Party	2	3
Bahujan Samaj Party	1	0
Independent	1	0
Lok Insaaf Party	0	2

### Increase in the number of young MLAs; number of women MLAs also increases



### Of the 117 elected MLAs, 68 have at least a bachelor’s degree



Sources: Election Commission of India (results.eci.gov.in); Candidate Affidavits uploaded on ECI; MyNeta (<https://www.myneta.info>); Punjab Legislative Assembly (<http://punjabassembly.nic.in>); PRS.

**DISCLAIMER:** This document is being furnished to you for your information. You may choose to reproduce or redistribute this report for non-commercial purposes in part or in full to any other person with due acknowledgement of PRS Legislative Research (“PRS”). The opinions expressed herein are entirely those of the author(s). PRS makes every effort to use reliable and comprehensive information, but PRS does not represent that the contents of the report are accurate or complete. PRS is an independent, not-for-profit group. This document has been prepared without regard to the objectives or opinions of those who may receive it.