

# Haryana Budget Analysis 2026-27

The Chief Minister of Haryana, Mr Nayab Singh Saini, presented the Budget for the financial year 2026-27 on March 2, 2026.

## Budget Highlights

- The **Gross State Domestic Product (GSDP)** of Haryana for 2026-27 (at current prices) is projected to be Rs 15,18,223 crore, amounting to growth of 11% over the previous year.
- **Expenditure (excluding debt repayment)** in 2026-27 is estimated to be Rs 1,87,556 crore, an increase of 12% over the revised estimate for 2025-26. In addition, debt of Rs 71,102 crore will be repaid by the state (includes repayment of short-term advances from RBI worth Rs 35,000 crore).
- **Receipts (excluding borrowings)** for 2026-27 are estimated to be Rs 1,47,263 crore, an increase of 13% over the revised estimate for 2025-26.
- **Revenue deficit** in 2026-27 is estimated to be 0.9% of GSDP (Rs 13,188 crore), lower than the revised estimate for 2025-26 (1.3% of GSDP). In 2025-26, revenue deficit is estimated to be 12% lower than budgeted.
- **Fiscal deficit** for 2026-27 is targeted at 2.7% of GSDP (Rs 40,293 crore).

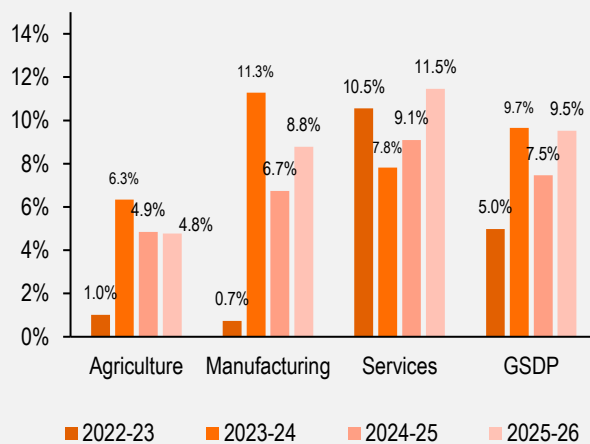
## Policy Highlights

- **Power sector reform:** A third power distribution company, Haryana Agri DISCOM, will be established to supply electricity to farmers. The new utility will serve 5,084 agricultural feeders and 7.12 lakh consumers.
- **Industry:** A special SAKSHAM Fund will be created with an allocation of Rs 500 crore to enhance infrastructure in targeted cities. An Empowerment Fund of Rs 500 crore will be set up for the revival of old industrial areas in Sonipat, Hisar, Ambala City, Yamunanagar, Sirsa, Fatehabad, Nilokheri, Bahadurgarh, Barwala, and Panipat. The existing employment subsidy to encourage industries to hire local youth will be increased from Rs 48,000 to one lakh rupees per employee per year.
- **Support to farmers:** Farmers cultivating pulses, oilseeds, and cotton will receive an additional bonus of Rs 2,000 per acre. The incentive for indigenous cotton will be increased from Rs 3,000 to Rs 4,000 per acre. Certified natural and organic farmers will receive an annual grant of Rs 10,000 per acre over the next five years.
- **PACS reforms:** At present, only 33 out of 804 Primary Agricultural Cooperative Societies (PACS) are profitable. The government aims to make 300 PACS profitable by diversifying their operations, including the establishment of petrol pumps. Government works worth Rs 4,000 crore will be executed through them.

## Haryana's Economy

- **GSDP:** In 2025-26, Haryana GSDP (at constant prices) is estimated to grow by 9.5% over the previous year. In comparison, India's GDP is estimated to grow by 7.4% in 2025-26.
- **Sectors:** In 2024-25, agriculture, manufacturing, and services sectors are estimated to contribute 18%, 28%, and 54% of Haryana's economy, respectively (at current prices).
- **Per capita GSDP:** In 2025-26, Haryana's per capita GSDP (at current prices) is estimated to be Rs 4,41,216 an increase of 11% over 2024-25. In 2025-26, India's per capita GDP is estimated to be Rs 2,51,393, an increase of 7% over the previous year.

**Figure 1: Growth in Haryana's GSDP at constant prices (2011-12)**



Note: These numbers are as per constant prices (2011-12) which implies that the growth rate is adjusted for inflation.

Sources: Economic Survey of Haryana, 2025-26; MoSPI; PRS.

## Budget Estimates for 2026-27

- **Total expenditure (excluding debt repayment)** in 2026-27 is targeted at Rs 1,87,556 crore. This is an increase of 12% from the revised estimate of 2025-26. This expenditure is proposed to be met through **receipts (excluding borrowings)** of Rs 1,47,263 crore and net borrowings of Rs 40,148 crore. Total receipts for 2026-27 (other than borrowings) are expected to register an increase of 13% over the revised estimate of 2025-26.
- The state estimates a **revenue deficit** of 0.9% of GSDP (Rs 13,188 crore) in 2026-27, lower than the revised estimate for 2025-26 (1.3% of GSDP). In 2025-26, revenue deficit (Rs 18,209 crore) is estimated to be 12% lower than budgeted (Rs 20,600 crore).
- **Fiscal deficit** for 2026-27 is targeted at 2.7% of GSDP (Rs 40,293 crore), similar to the revised estimates for 2025-26 (2.7% of GSDP).

**Table 1: Budget 2026-27 - Key figures (in Rs crore)**

Items	2024-25 Actuals	2025-26 Budgeted	2025-26 Revised	% change from 2025-26 BE to 2025-26 RE	2026-27 Budgeted	% change from 2025-26 RE to 2026-27 BE
Total Expenditure	1,99,031	2,40,017	2,37,817	-1%	2,58,658	9%
(-) Repayment of debt	57,540	70,789	70,893	0%	71,102	0%
of which WMA from RBI*	23,230	35,000	35,000	0%	35,000	0%
<b>Net Expenditure (E)</b>	<b>1,41,491</b>	<b>1,69,229</b>	<b>1,66,923</b>	<b>-1%</b>	<b>1,87,556</b>	<b>12%</b>
Total Receipts	1,95,345	2,39,584	2,36,897	-1%	2,58,513	9%
(-) Borrowings	88,519	1,06,350	1,06,350	0%	1,11,250	5%
of which WMA from RBI*	23,230	35,000	35,000	0%	35,000	0%
Central capex loans**	1,459	2,000	2,000	0%	2,200	10%
<b>Net Receipts (R)</b>	<b>1,06,826</b>	<b>1,33,234</b>	<b>1,30,547</b>	<b>-2%</b>	<b>1,47,263</b>	<b>13%</b>
<b>Fiscal Deficit (E-R)</b>	<b>34,665</b>	<b>35,995</b>	<b>36,376</b>	<b>1%</b>	<b>40,293</b>	<b>11%</b>
as % of GSDP	2.8%	2.7%	2.7%	-	2.7%	-
<b>Revenue Deficit</b>	<b>19,420</b>	<b>20,600</b>	<b>18,209</b>	<b>-12%</b>	<b>13,188</b>	<b>-28%</b>
as % of GSDP	1.6%	1.5%	1.3%	-	0.9%	-
<b>Primary Deficit</b>	<b>10,446</b>	<b>9,764</b>	<b>9,879</b>	<b>1%</b>	<b>11,027</b>	<b>12%</b>
as % of GSDP	0.9%	0.7%	0.7%	-	0.7%	-
GSDP	12,23,904	13,47,486	13,67,769	2%	15,18,223	11%

Note: BE is Budget Estimates; RE is Revised Estimates. \*Ways and Means Advances (WMA) are short-term advances from RBI. These are short-term borrowings that may be availed multiple times during the year, and are generally repaid within the year. \*\*Central government has been providing 50-year interest-free loans to state governments for capital expenditure since 2020-21. These loans are excluded from the calculation of the state's borrowing ceiling.

Sources: Annual Financial Statement, Haryana Budget Documents 2026-27; PRS.

## Expenditure in 2026-27

- **Revenue expenditure** for 2026-27 is proposed to be Rs 1,59,351 crore, an increase of 9% over the revised estimate of 2025-26. This includes the expenditure on salaries, pension, interest, grants, and subsidies.
- **Capital outlay** for 2026-27 is proposed to be Rs 21,757 crore, an increase of 39% from the revised estimate of 2025-26. Capital outlay indicates the expenditure towards creation of assets. Sectors with relatively higher increase in the allocation for capital outlay include: (i) health and family welfare (increase of Rs 1,604 crore), and (ii) urban development (increase of Rs 879 crore).

**Table 2: Expenditure budget 2026-27 (in Rs crore)**

Items	2024-25 Actuals	2025-26 Budgeted	2025-26 Revised	% change from 2025- 26 BE to 2025-26 RE	2026-27 Budgeted	% change from 2025- 26 RE to 2026-27 BE
Revenue Expenditure	1,25,849	1,48,417	1,45,717	-2%	1,59,351	9%
Capital Outlay	12,480	16,164	15,656	-3%	21,757	39%
Loans given by the state	3,161	4,648	5,550	19%	6,448	16%
<b>Net Expenditure</b>	<b>1,41,491</b>	<b>1,69,229</b>	<b>1,66,923</b>	<b>-1%</b>	<b>1,87,556</b>	<b>12%</b>

Sources: Annual Financial Statement, Haryana Budget Documents 2026-27; PRS.

**Committed expenditure:** Committed expenditure of a state typically includes expenditure on payment of salaries, pension, and interest. A larger proportion of the budget allocated for committed expenditure items limits the state's flexibility to decide on other expenditure priorities, such as capital outlay. In 2026-27, Haryana is estimated to spend Rs 81,686 crore on committed expenditure, which is 56% of its estimated revenue receipts. This comprises spending on salaries (24% of revenue receipts), pension (12%), and interest payments (20%). In 2024-25, as per actual figures, 63% of revenue receipts were spent on committed expenditure items.

**Table 3: Committed Expenditure in 2026-27 (in Rs crore)**

Items	2024-25 Actuals	2025-26 Budgeted	2025-26 Revised	% change from 2025- 26 BE to 2025-26 RE	2026-27 Budgeted	% change from 2025-26 RE to 2026-27 BE
Salaries	28,553	31,975	31,054	-3%	34,989	13%
Pension	14,561	16,495	16,495	0%	17,430	6%
Interest payment	24,219	26,231	26,497	1%	29,267	10%
<b>Total</b>	<b>67,333</b>	<b>74,701</b>	<b>74,047</b>	<b>-1%</b>	<b>81,686</b>	<b>10%</b>

Sources: FRBM Statement, Haryana Budget Documents 2026-27; PRS.

**Subsidies and Transfers**

The 16<sup>th</sup> Finance Commission observed that Haryana had budgeted to spend 2.4% of GSDP on subsidies and transfers in 2025-26. This was lower than average allocation by 21 states towards subsidies and transfers in 2025-26 (2.7% of GSDP). Subsidies and Transfers as % of GSDP increased in Haryana between 2018-19 and 2025-26. This increase is driven by increase in cash transfers, and food and agriculture subsidies. In 2025, Deen Dayal Lado Lakshmi Yojana was launched which provides cash transfer of Rs 2,100 per month to eligible women. Power subsidy saw a decline compared to the 2018-19 level.

**Table 4: Expenditure on Subsidies and Transfers (Rs crore)**

Sector	2018-19 Actual		2025-26 BE	
	Amount	% of GSDP	Amount	% of GSDP
<b>Total</b>	<b>16,231</b>	<b>2.30%</b>	<b>32,280</b>	<b>2.40%</b>
<i>Of which</i>				
Social Security	5,713	0.81%	10,534	0.78%
Cash Transfers	214	0.03%	5,730	0.43%
Power	7,371	1.05%	5,603	0.42%
Food	135	0.02%	2,465	0.18%
Agriculture	199	0.03%	1,573	0.12%

Sources: 16th Finance Commission Report Volume I; PRS.

**Sector-wise expenditure:** The sectors listed below account for **61%** of the total expenditure on sectors by the state in 2026-27. A comparison of Haryana's expenditure on key sectors with other states is shown in Annexure 1.

**Table 5: Sector-wise expenditure under Haryana Budget 2026-27 (in Rs crore)**

Sector	2024-25 Actuals	2025-26 Budgeted	2025-26 Revised	2026-27 Budgeted	% change from 2025-26 RE to 2026-27 BE	Budget Provisions (2026-27 BE)
Education, Sports, Arts, and Culture	19,011	21,295	20,342	22,736	12%	Rs 8,387 crore has been allocated for the government primary schools.
Social Welfare and Nutrition	15,544	19,828	17,812	20,110	13%	Rs 6,500 crore has been allocated for the Deen Dayal Lado Lakshmi Yojana.
Health and Family Welfare	8,608	9,674	10,641	12,840	21%	Rs 950 crore has been allocated under the CHIRAYU scheme. Rs 817 crore has been allocated for grants under National Rural Health Mission.
Agriculture and Allied Activities	6,021	8,908	8,687	9,790	13%	Rs 710 crore has been allocated for Pradhan Mantri Fasal Bima Yojana.
Rural Development	5,208	7,397	7,148	8,785	23%	Rs 2,525 crore has been allocated as financial assistance to panchayati raj institutions on the recommendation of the State Finance Commission.
Transport	7,359	7,581	7,472	8,366	12%	Rs 2,817 crore has been allocated for capital outlay on roads and bridges.
Police	6,488	7,588	7,248	7,705	6%	Rs 5,652 crore has been allocated for district police.
Urban Development	3,984	6,227	5,562	6,963	25%	Rs 787 crore has been allocated to Scheme for Urban Infrastructure Development under the State Finance Commission. Rs 400 crore has been allocated for Mukhyamantri Samagra Shahari Vikas Yojana.
Energy	7,964	6,372	8,664	6,860	-21%	Rs 610 crore has been allocated for installation of solar water pumping system in the state.
Irrigation and Flood Control	5,502	6,100	5,721	6,571	15%	Rs 1,485 crore has been allocated as capital outlay on major irrigation.
<b>% of total expenditure on all sectors</b>	<b>62%</b>	<b>61%</b>	<b>62%</b>	<b>61%</b>		

Sources: Annual Financial Statement Haryana Budget Documents 2026-27; PRS.

## Receipts in 2026-27

- **Total revenue receipts** for 2026-27 are estimated to be Rs 1,46,163 crore, an increase of 15% over the revised estimate of 2025-26. Of this, Rs 1,15,510 crore (79%) will be raised by the state through its **own resources**, and Rs 30,653 crore (21%) will come **from the centre**. Resources from the centre will be in the form of state's share in central taxes (14% of revenue receipts) and grants (7% of revenue receipts).
- **Devolution:** In 2026-27, the state's share in central taxes is estimated at Rs 20,772 crore, an increase of 36% over the revised estimate of 2025-26. This may be driven by an increase in Haryana's share in devolution as per the recommendations of the 16<sup>th</sup> Finance Commission (see Page 7 for more details).
- **Grants from the centre** in 2026-27 are estimated at Rs 9,881 crore, an increase of 11% over the revised estimate for 2025-26.
- **State's own tax revenue:** Haryana's total own tax revenue is estimated to be Rs 1,04,640 crore in 2026-27, an increase of 11% over the revised estimate of 2025-26. Own tax revenue as a percentage of GSDP is estimated at 6.9% in 2026-27, same as the revised estimates for 2025-26. As per the actual figures for 2024-25, own tax revenue as a percentage of GSDP was 6.4%.

**Table 6: Break-up of the state government's receipts (in Rs crore)**

Items	2024-25 Actuals	2025-26 Budgeted	2025-26 Revised	% change from 2025-26 BE to 2025-26 RE	2026-27 Budgeted	% change from 2025-26 RE to 2026-27 BE
State's Own Tax	77,943	92,144	94,250	2%	1,04,640	11%
State's Own Non-Tax	7,536	10,334	9,092	-12%	10,870	20%
Share in Central Taxes	14,066	15,547	15,225	-2%	20,772	36%
Grants-in-aid from Centre	6,885	9,792	8,940	-9%	9,881	11%
<b>Revenue Receipts</b>	<b>1,06,429</b>	<b>1,27,817</b>	<b>1,27,507</b>	<b>0%</b>	<b>1,46,163</b>	<b>15%</b>
Non-debt Capital Receipts	396	5,417	3,040	-44%	1,100	-64%
<b>Net Receipts</b>	<b>1,06,826</b>	<b>1,33,234</b>	<b>1,30,547</b>	<b>-2.0%</b>	<b>1,47,263</b>	<b>13%</b>

Note: BE is Budget Estimates; RE is Revised Estimates.

Sources: Annual Financial Statement, Haryana Budget Documents 2026-27; PRS.

- In 2026-27, **State GST** is estimated to be the largest source of own tax revenue (50% share). State GST revenue is estimated to increase by 13% over the revised estimates of 2025-26.
- Revenue from Stamps Duty and Registration Fees is expected to register an increase of 26% over the revised estimate of 2025-26.
- Revenue from state excise is estimated to register a decrease of 6% in 2026-27 over the revised estimate of 2025-26.
- Revenue from Sales tax/ VAT in 2026-27 is expected to be 4% higher than the revised estimate of 2025-26.

### Disinvestment Receipts

Disinvestment receipts refer to receipts earned from sale of government shareholding in public sector enterprises. In 2025-26, the state estimated disinvestment receipts of Rs 4,600 crore. As per revised estimates, receipts under this head are estimated to be Rs 2,550 crore (55.4% of the target). Haryana has not met its disinvestment target in any year since 2020-21.

**Table 7: Disinvestment receipts (in Rs crore)**

Year	Budget	Actuals	% of budgeted
2020-21	3,750	63	1.7%
2021-22	5,000	67	1.3%
2022-23	5,394	74	1.4%
2023-24	5,200	115	2.2%
2024-25	4,870	102	2.1%
2025-26*	4,600	2,550	55.4%

Note: 2025-26 Revised Estimates are taken for Actuals.

Sources: Haryana budget documents of the respective years; PRS.

**Table 8: Major sources of state's own-tax revenue (in Rs crore)**

Head	2024-25 Actuals	2025-26 Budgeted	2025-26 Revised	% change from 2025- 26 BE to 2025-26 RE	2026-27 Budgeted	% change from 2025- 26 RE to 2026-27 BE
State GST	37,739	42,021	46,200	10%	52,350	13%
Stamps Duty and Registration Fees	10,492	16,555	15,500	-6%	19,500	26%
State Excise	12,701	14,064	14,065	0%	13,155	-6%
Sales Tax/ VAT	11,517	12,750	11,965	-6%	12,445	4%
Taxes on Vehicles	5,268	6,000	6,000	0%	6,500	8%
Taxes and Duties on Electricity	202	700	450	-36%	600	33%
Land Revenue	22	35	30	-14%	35	17%

Sources: Annual Financial Statement, Haryana Budget Documents 2026-27; PRS.

## Deficits and Debt in 2026-27

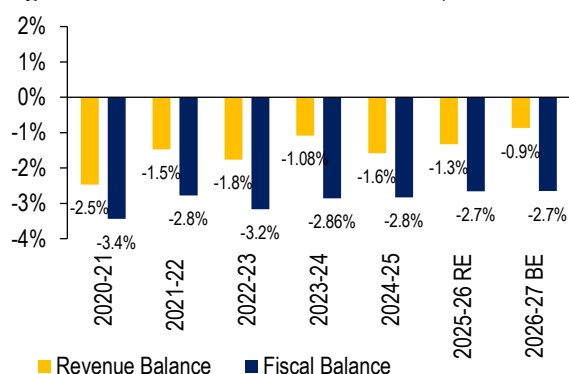
The Haryana Fiscal Responsibility and Budget Management Act, 2005 provides annual targets to progressively reduce the outstanding liabilities, revenue deficit and fiscal deficit of the state government.

**Revenue balance:** It is the difference of revenue expenditure and revenue receipts. A revenue deficit implies that the government needs to borrow to finance those expenses which do not increase its assets or reduces its liabilities. The budget estimates a revenue deficit of Rs 13,188 crore (0.9% of the GSDP) in 2026-27. Haryana has incurred a revenue deficit in all years since 2020-21.

**Fiscal deficit:** It is the excess of total expenditure over total receipts. This gap is filled by borrowings and leads to an increase in total liabilities. In 2026-27, the fiscal deficit is estimated to be 2.7% of GSDP (Rs 40,293 crore). The 16<sup>th</sup> Finance Commission has recommended the annual fiscal deficit limit for states to be 3% of GSDP for the 2026-31 period. 50-year interest free loans for capital expenditure given by the central government will be excluded to arrive at the borrowing ceiling. In 2026-27, central capex loans are budgeted at Rs 2,200 crore (0.14% of GSDP). As per the revised estimates, in 2025-26, the fiscal deficit of the state is expected to be 2.7% of GSDP, same as the budget estimate (2.7% of GSDP).

**Outstanding liabilities:** Outstanding liabilities is the accumulation of total borrowings at the end of a financial year. It also includes any liabilities on public accounts such as provident funds. At the end of 2026-27, outstanding liabilities is estimated to be 25.8% of GSDP, marginally higher than the revised estimate for 2025-26 (25.6% of GSDP).

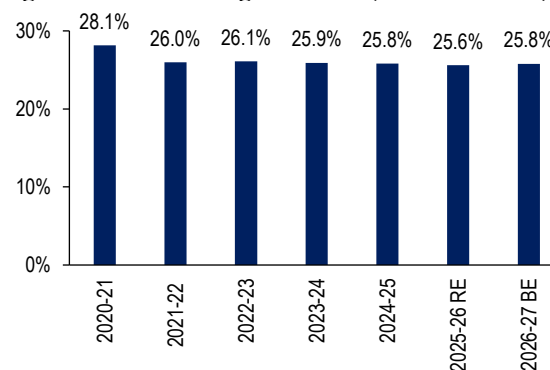
**Figure 2: Revenue and Fiscal Balance (% of GSDP)**



Note: RE is Revised Estimates; BE is Budget Estimates. (+) indicates a surplus and (-) indicates a deficit.

Sources: Medium Term Fiscal Policy, Haryana Budget Documents 2026-27; PRS.

**Figure 3: Outstanding liabilities (as % of GSDP)**



Note: RE is Revised Estimates; BE is Budget Estimates.

Sources: Medium Term Fiscal Policy, Haryana Budget Documents 2026-27; PRS.

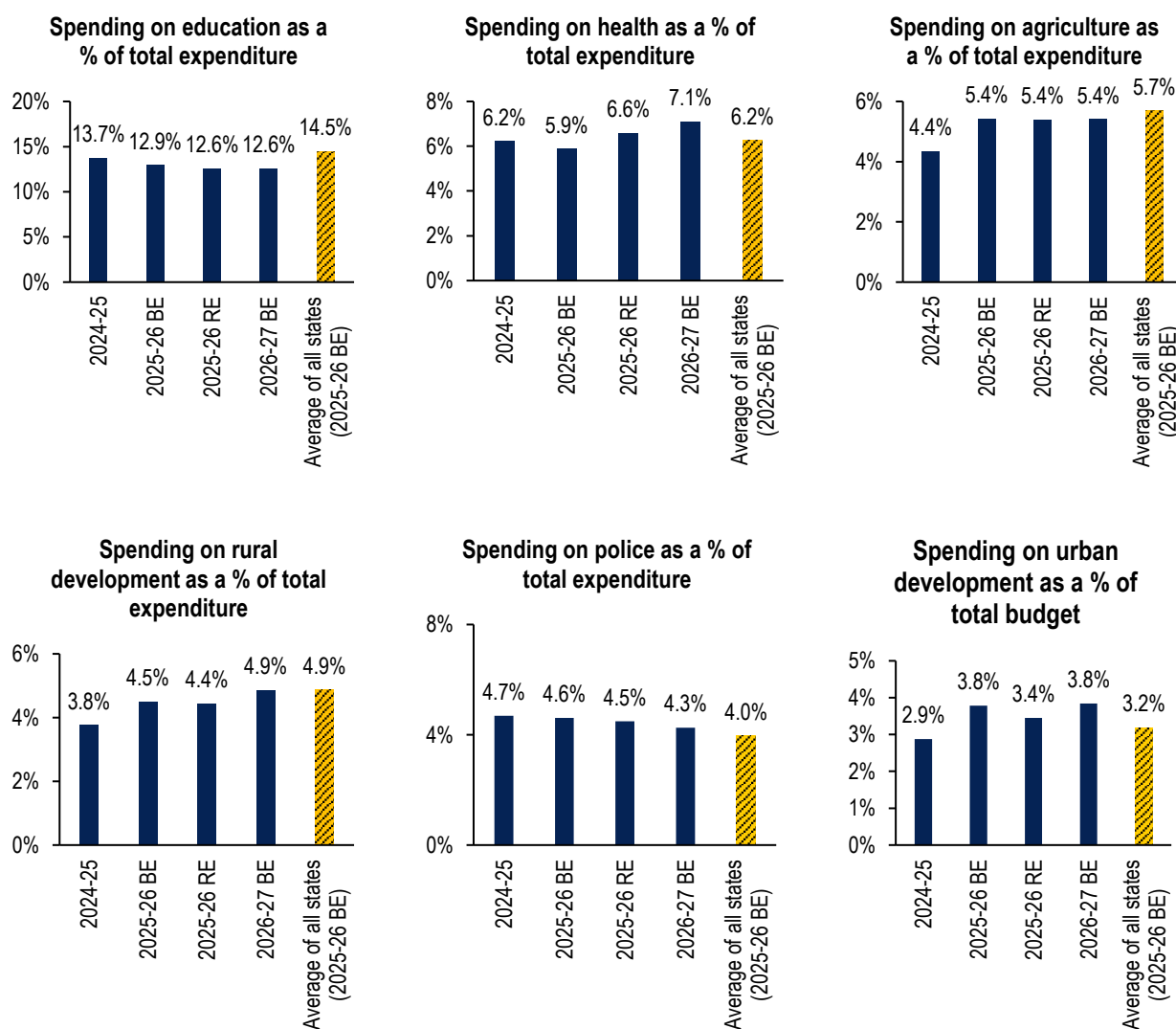
**Outstanding Government Guarantees:** Outstanding liabilities of states do not include a few other liabilities that are contingent in nature, which states may have to honour in certain cases. State governments guarantee the borrowings of State Public Sector Enterprises (SPSEs) from financial institutions. As of March 2025, the state's outstanding guarantee is estimated to be Rs 23,932 crore (1.96% of GSDP).

**DISCLAIMER:** This document is being furnished to you for your information. You may choose to reproduce or redistribute this report for non-commercial purposes in part or in full to any other person with due acknowledgement of PRS Legislative Research ("PRS"). The opinions expressed herein are entirely those of the author(s). PRS makes every effort to use reliable and comprehensive information, but PRS does not represent that the contents of the report are accurate or complete. PRS is an independent, not-for-profit group. This document has been prepared without regard to the objectives or opinions of those who may receive it.

## Annexure 1: Comparison of states' expenditure on key sectors

The graphs below compare Haryana's expenditure in 2026-27 on six key sectors as a proportion of its total expenditure on all sectors. The average for a sector indicates the average expenditure in that sector by 31 states (including Haryana) as per their budget estimates of 2025-26.<sup>1</sup>

- **Education:** Haryana has allocated 12.6% of its expenditure on education in 2026-27. This is lower than the average allocation for education by states in 2025-26 (14.5%).
- **Health:** Haryana has allocated 7.1% of its expenditure on health in 2026-27. This is higher than the average allocation for health by states in 2025-26 (6.2%).
- **Agriculture:** Haryana has allocated 5.4% of its expenditure on agriculture in 2026-27. This is lower than the average allocation for agriculture by states in 2025-26 (5.7%).
- **Rural development:** Haryana has allocated 4.9% of its expenditure on rural development in 2026-27. This is same as the average allocation for rural development by states in 2025-26 (4.9%).
- **Police:** Haryana has allocated 4.3% of its expenditure on police in 2026-27. This is higher than the average allocation for police by states in 2025-26 (4%).
- **Urban development:** Haryana has allocated 3.8% of its expenditure on urban development in 2026-27. This is higher than the average allocation for urban development by states in 2025-26 (3.2%).



Note: 2024-25, 2025-26 (BE), 2025-26 (RE), and 2026-27 (BE) figures are for Haryana.

Sources: Annual Financial Statement, Haryana Budget Documents 2026-27; various state budgets; PRS.

<sup>1</sup> The 31 states include the Union Territories of Delhi, Jammu and Kashmir, and Puducherry.

## Annexure 2: Recommendations of the 16<sup>th</sup> Finance Commission for 2026-31

The Report of the 16<sup>th</sup> Finance Commission (Chair: Dr. Arvind Panagariya) was tabled in Parliament on February 1, 2026. The recommendations will apply for the five-year period between 2026-27 and 2030-31. The 16<sup>th</sup> Commission (FC) has recommended the share of states in the divisible pool of central taxes at 41%. The share remains unchanged from the 15<sup>th</sup> Finance Commission award period (2020-26). Divisible pool is arrived at after excluding cost of collection and cesses and surcharges from the gross tax revenue collected by the central government. The 16<sup>th</sup> FC has proposed a revised criteria to determine the share of individual states. See [here](#) for a PRS summary of the 16<sup>th</sup> Finance Commission Report. Based on the recommendations of the 16<sup>th</sup> FC, Haryana will have a 1.36% share in the divisible pool of central taxes for the 2026-31 period.

The 16<sup>th</sup> FC has recommended grants worth Rs 9.47 lakh crore over the five-year period. These comprise grants for: (i) urban and rural local bodies, and (ii) disaster management. It has discontinued the following grants recommended by the 15<sup>th</sup> FC: (i) revenue deficit grants, (ii) sector-specific grants, and (iii) state-specific grants. Grants recommended for Haryana over the 2026-31 period include: (i) Rs 7,834 crore for urban local bodies, (ii) Rs 8,270 crore for rural local bodies, and (iii) Rs 2,922 crore as disaster management grants. In addition, Faridabad will be eligible for a special infrastructure grant for development of wastewater management system (up to Rs 5,000 crore). States will also receive a one-time grant for merger of peri-urban villages into adjoining larger urban local body with population of one lakh or above.

**Table 9: Individual share of states in the taxes devolved by the centre (out of 100)**

State	14 <sup>th</sup> FC (2015-2020)	15 <sup>th</sup> FC (2021-26)	16 <sup>th</sup> FC (2026-31)
Andhra Pradesh	4.31	4.05	4.22
Arunachal Pradesh	1.37	1.76	1.35
Assam	3.31	3.13	3.26
Bihar	9.67	10.06	9.95
Chhattisgarh	3.08	3.41	3.30
Goa	0.38	0.39	0.37
Gujarat	3.08	3.48	3.76
<b>Haryana</b>	<b>1.08</b>	<b>1.09</b>	<b>1.36</b>
Himachal Pradesh	0.71	0.83	0.91
Jammu and Kashmir	1.85	-	-
Jharkhand	3.14	3.31	3.36
Karnataka	4.71	3.65	4.13
Kerala	2.50	1.93	2.38
Madhya Pradesh	7.55	7.85	7.35
Maharashtra	5.52	6.32	6.44
Manipur	0.62	0.72	0.63
Meghalaya	0.64	0.77	0.63
Mizoram	0.46	0.50	0.56
Nagaland	0.50	0.57	0.48
Odisha	4.64	4.53	4.42
Punjab	1.58	1.81	2.00
Rajasthan	5.50	6.03	5.93
Sikkim	0.37	0.39	0.34
Tamil Nadu	4.02	4.08	4.10
Telangana	2.44	2.10	2.17
Tripura	0.64	0.71	0.64
Uttar Pradesh	17.96	17.94	17.62
Uttarakhand	1.05	1.12	1.14
West Bengal	7.32	7.52	7.22

**Table 10: State-wise details of grants-in-aid for 2026-31 (in Rs crore)**

State	Rural Local Bodies	Urban Local Bodies	Disaster Management
Andhra Pradesh	16,627	12,158	6,125
Arunachal Pradesh	1,698	233	616
Assam	14,580	3,249	5,243
Bihar	51,923	9,169	13,615
Chhattisgarh	11,664	4,990	2,481
Goa	174	726	112
Gujarat	18,802	23,764	8,459
<b>Haryana</b>	<b>8,270</b>	<b>7,834</b>	<b>2,922</b>
Himachal Pradesh	3,744	435	2,682
Jharkhand	14,231	6,093	2,806
Karnataka	18,889	18,483	6,419
Kerala	3,308	16,683	1,935
Madhya Pradesh	32,033	16,016	11,697
Maharashtra	32,817	46,803	29,619
Manipur	1,262	609	259
Meghalaya	1,479	377	437
Mizoram	567	377	284
Nagaland	697	667	408
Odisha	18,715	5,078	8,900
Punjab	8,486	7,834	2,477
Rajasthan	31,467	12,680	9,211
Sikkim	218	203	455
Tamil Nadu	16,930	25,069	8,486
Telangana	9,968	11,548	2,774
Tripura	1,176	1,016	356
Uttar Pradesh	83,261	33,543	15,321
Uttarakhand	4,047	2,497	4,954
West Bengal	28,203	22,023	6,869

Sources: Reports of the 14<sup>th</sup>, 15<sup>th</sup>, and 16<sup>th</sup> Finance Commission; PRS.

**Table 11: Taxes devolved to states as per Union Budget 2026-27 (in Rs crore)**

State	2024-25 Actuals	2025-26 Revised	2026-27 Budgeted
Andhra Pradesh	51,564	56,374	64,362
Arunachal Pradesh	22,386	24,475	20,665
Assam	39,855	43,572	49,725
Bihar	1,28,151	1,40,105	1,51,832
Chhattisgarh	43,409	47,459	50,427
Goa	4,918	5,377	5,571
Gujarat	44,314	48,448	57,311
<b>Haryana</b>	<b>13,926</b>	<b>15,225</b>	<b>20,772</b>
Himachal Pradesh	10,575	11,562	13,950
Jharkhand	42,135	46,066	51,236
Karnataka	46,467	50,802	63,050
Kerala	24,527	26,815	36,355
Madhya Pradesh	1,00,019	1,09,348	1,12,134
Maharashtra	80,486	87,994	98,306
Manipur	9,123	9,974	9,554
Meghalaya	9,773	10,684	9,631
Mizoram	6,371	6,965	8,608
Nagaland	7,250	7,926	7,341
Odisha	57,692	63,074	67,460
Punjab	23,023	25,171	30,464
Rajasthan	76,779	83,940	90,446
Sikkim	4,944	5,405	5,113
Tamil Nadu	51,971	56,819	62,531
Telangana	26,782	29,280	33,181
Tripura	9,021	9,862	9,783
Uttar Pradesh	2,28,565	2,49,885	2,68,911
Uttarakhand	14,245	15,573	17,415
West Bengal	95,852	1,04,793	1,10,119
<b>Total</b>	<b>12,74,121</b>	<b>13,92,971</b>	<b>15,26,255</b>

Note: Actuals for 2024-25 and Revised Estimates for 2025-26 have been reported in the Union Budget after adjusting for excess or less devolution in previous years. Sources: Union Budget Documents 2026-27; PRS.

## Annexure 3: Comparison of 2024-25 Budget Estimates and Actuals

The following tables compare the actuals of 2024-25 with budget estimates for that year.

**Table 12: Overview of Receipts and Expenditure (in Rs crore)**

Particular	2024-25 BE	2024-25 Actuals	% change from BE to Actuals
<b>Net Receipts (1+2)</b>	<b>1,22,198</b>	<b>1,06,826</b>	<b>-13%</b>
1. Revenue Receipts (a+b+c+d)	1,16,639	1,06,429	-9%
a. Own Tax Revenue	84,551	77,943	-8%
b. Own Non-Tax Revenue	9,243	7,536	-18%
c. Share in central taxes	13,332	14,066	6%
d. Grants-in-aid from the Centre	9,512	6,885	-28%
2. Non-Debt Capital Receipts	5,559	396	-93%
3. Borrowings	97,163	88,519	-9%
Of which central capex loans	-	1,459	-
<b>Net Expenditure (4+5+6)</b>	<b>1,55,832</b>	<b>1,41,491</b>	<b>-9%</b>
4. Revenue Expenditure	1,34,456	1,25,849	-6%
5. Capital Outlay	16,281	12,480	-23%
6. Loans and Advances	5,095	3,161	-38%
7. Debt Repayment	64,044	57,540	-10%
<b>Revenue Deficit</b>	<b>17,817</b>	<b>19,420</b>	<b>9%</b>
Revenue Deficit (as % of GSDP)	1.5%	1.6%	-
<b>Fiscal Deficit</b>	<b>33,634</b>	<b>34,665</b>	<b>3%</b>
Fiscal Deficit (as % of GSDP)	2.8%	2.8%	-

Note: \* (+) indicates a surplus and (-) indicates a deficit.

Source: Haryana Budget Documents of various years; PRS.

**Table 13: Key Components of State's Own Tax Revenue**

Head	2024-25 BE	2024-25 Actuals	% change from BE to Actuals
Taxes and Duties on Electricity	656	202	-69%
Stamps Duty and Registration Fees	15,101	10,492	-31%
Land Revenue	28	22	-21%
Sales Tax/ VAT	13,200	11,517	-13%
Taxes on Vehicles	5,404	5,268	-3%
State Excise	12,650	12,701	0%
State GST	37,498	37,739	1%

Source: Haryana Budget Documents of various years; PRS.

**Table 14: Allocation towards Key Sectors**

Sector	2024-25 BE	2024-25 Actuals	% change from BE to Actuals
Urban Development	6,225	3,984	-36%
Welfare of SC, ST, OBC, and Minorities	861	557	-35%
Rural Development	7,326	5,208	-29%
Agriculture and Allied Activities	7,919	6,021	-24%
Irrigation and Flood Control	6,323	5,502	-13%
Housing	577	512	-11%
Health and Family Welfare	9,541	8,608	-10%
Education, Sports, Arts, and Culture	20,774	19,011	-8%
Transport	7,896	7,359	-7%
<i>of which Roads and Bridges</i>	<i>4,051</i>	<i>3,950</i>	<i>-2%</i>
Water Supply and Sanitation	4,748	4,493	-5%
Police	6,389	6,488	2%
Social Welfare and Nutrition	14,415	15,544	8%
Energy	7,053	7,964	13%

Source: Haryana Budget Documents of various years; PRS.