

# Tripura Budget Analysis 2025-26

The Finance Minister of Tripura, Mr. Pranajit Singha Roy, presented the Budget for the state for the financial year 2025-26 on March 21, 2025.

## Budget Highlights

- The **Gross State Domestic Product (GSDP)** of Tripura for 2025-26 (at current prices) is projected to be Rs 1,00,795 crore, amounting to growth of 10% over the revised estimates of 2024-25 (Rs 91,224).
- **Expenditure (excluding debt repayment)** in 2025-26 is estimated to be Rs 31,412 crore, an increase of 6% from the revised estimates of 2024-25 (Rs 29,751 crore). In addition, debt of Rs 1,012 crore will be repaid by the state.
- **Receipts (excluding borrowings)** for 2025-26 are estimated to be Rs 26,450 crore, an increase of 8% over the revised estimates of 2024-25 (Rs 24,525 crore).
- **Revenue surplus** in 2025-26 is estimated to be Rs 1,896 crore (1.9% of GSDP), 3% lower than the revenue surplus of Rs 1,945 crore (2.1% of GSDP) as per the revised estimates of 2024-25.
- **Fiscal deficit** for 2025-26 is targeted at Rs 4,962 crore (4.9% of GSDP). In 2024-25, as per the revised estimates, fiscal deficit is expected to be at Rs 5,226 crore (5.7% of GSDP), 23% higher than the budget estimates for 2024-25 (Rs 4,255 crore).

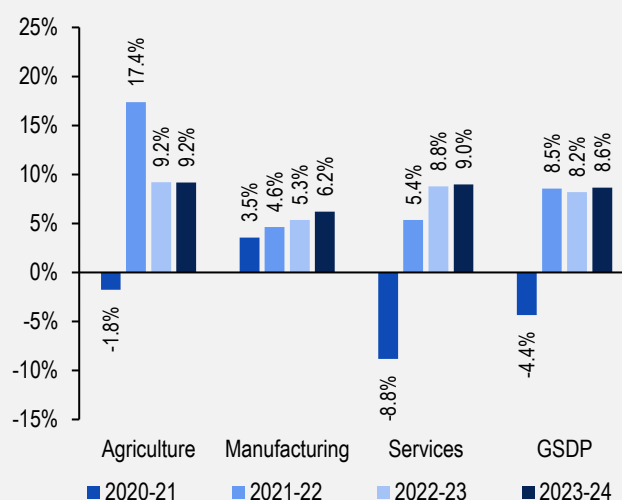
## Policy Highlights

- **Financial assistance for persons with intellectual disabilities:** Under the Chief Minister’s Scheme for Mentally Challenged Persons, beneficiaries will be given monthly pension of Rs 5,000. Beneficiaries already receiving Rs 3,000 per month as disability pension will receive an additional Rs 3,000 per month.
- **Mukhyamantri Balika Samridhhi Yojana:** Under this scheme, an investment of Rs 50,000 will be made for each newborn girl child from an Antodyaya family. The amount can be encashed along with its maturity value when the girl attains 18 years of age. Rs 15 crore has been allocated for the scheme in 2025-26.
- **Flyover projects:** Multiple flyover projects will be initiated in Agartala and Udaipur at an estimated cost of Rs 492 crore and Rs 355 crore.

## Tripura’s Economy

- **GSDP:** In 2023-24, Tripura’s GSDP (at constant prices) grew at 8.6%, compared to 8.2% in 2022-23. In comparison, India’s GDP is estimated to grow at 9.2% in 2023-24.
- **Sectors:** In 2023-24, agriculture, manufacturing, and services sectors grew by 9.2%, 6.2%, and 9% respectively (at constant prices). Agriculture, manufacturing, and services sector contributed 48%, 9% and 43% respectively in 2023-24 (at current prices).
- **Per capita GSDP:** In 2023-24, Tripura’s per capita GSDP (at current prices) is estimated to be Rs 1,98,379, an increase of 13% over 2022-23 (Rs 1,75,261). India’s per capita GDP in 2023-24 is estimated to be Rs 2,15,935, an increase of 11% over the previous year.

**Figure 1: Growth in Tripura’s GSDP at constant prices (2011-12)**



Note: These numbers are as per constant prices (2011-12) which implies that the growth rate is adjusted for inflation.  
Sources: MoSPI; PRS.

## Budget Estimates for 2025-26

- **Total expenditure (excluding debt repayment)** in 2025-26 is targeted at Rs 31,412 crore. This is an increase of 6% from the revised estimate of 2024-25. This expenditure is proposed to be met through **receipts (excluding borrowings)** of Rs 26,450 crore and net borrowings of Rs 3,582 crore. Total receipts for 2025-26 (other than borrowings) are expected to register an increase of 8% over the revised estimate of 2024-25 (Rs 24,525 crore).
- **Revenue surplus** is estimated at Rs 1,896 crore (1.9% of GSDP) in 2025-26, as compared to a revenue surplus of Rs 1,945 at the revised estimates stage of 2024-25.
- **Fiscal deficit** for 2025-26 is targeted at Rs 4,962 crore (4.9% of GSDP), lower than the revised estimates for 2024-25 (5.7% of GSDP). In 2025-26, states' fiscal deficit has been fixed at 3.5% of GSDP, of which 0.5% of GSDP will be linked to states undertaking power sector reforms.

**Table 1: Budget 2025-26 - Key figures (in Rs crore)**

Items	2023-24 Actuals	2024-25 Budgeted	2024-25 Revised	% change from BE 24-25 to RE 24-25	2025-26 Budgeted	% change from RE 24-25 to BE 25-26
Total Expenditure	22,081	27,805	30,296	9%	32,423	7%
(-) Repayment of debt	904	567	546	-4%	1,012	85%
<b>Net Expenditure (E)</b>	<b>21,176</b>	<b>27,238</b>	<b>29,751</b>	<b>9%</b>	<b>31,412</b>	<b>6%</b>
Total Receipts	21,940	26,244	29,146	11%	31,044	7%
(-) Borrowings	1,401	3,261	4,622	42%	4,594	-1%
of which central capex loans	663	850	2,517	196%	1,940	-23%
<b>Net Receipts (R)</b>	<b>20,539</b>	<b>22,982</b>	<b>24,525</b>	<b>7%</b>	<b>26,450</b>	<b>8%</b>
<b>Fiscal Deficit (E-R)</b>	<b>638</b>	<b>4,255</b>	<b>5,226</b>	<b>23%</b>	<b>4,962</b>	<b>-5%</b>
as % of GSDP	0.77%	-	5.7%	-	4.9%	-
<b>Revenue Surplus</b>	<b>2,196</b>	<b>1,787</b>	<b>1,945</b>	<b>9%</b>	<b>1,896</b>	<b>-3%</b>
as % of GSDP	2.66%	-	2.1%	-	1.9%	-
<b>Primary Deficit</b>	<b>-696</b>	<b>2,769</b>	<b>3,819</b>	<b>38%</b>	<b>3,515</b>	<b>-8%</b>
as % of GSDP	-0.84%	-	4.2%	-	3.5%	-
<b>GSDP</b>	<b>82,625</b>	<b>-</b>	<b>91,224</b>	<b>-</b>	<b>1,00,795</b>	<b>10%</b>

Note: BE is Budget Estimates; RE is Revised Estimates. The fiscal deficit numbers in the table may not match those in the budget as Special Assistance for Capital Investment has been treated as part of the government's borrowings while calculating deficits.

\*Central government has been providing 50-year interest-free loans to state governments for capital expenditure since 2020-21. These loans are excluded from the calculation of the state's borrowing ceiling.

\* Estimates for GSDP not available for the budgeted stage of 2024-25.

Sources: Annual Financial Statement, Tripura Budget Documents 2025-26; PRS.

## Expenditure in 2025-26

- **Revenue expenditure** for 2025-26 is proposed to be Rs 24,520 crore, an increase of 9% over the revised estimates of 2024-25 (Rs 22,569 crore). This includes the expenditure on salaries, pension, interest, grants, and subsidies.
- **Capital outlay** for 2025-26 is proposed to be Rs 6,887 crore, a decrease of 4% from the revised estimates of 2024-25. The revised estimates of 2024-25 are 18% higher than the budgeted figures of 2024-25. Capital outlay indicates the expenditure towards creation of assets.
- In 2025-26, loans and advances by the state are expected to be four crore rupees, 58% lower than the revised estimate of 2024-25 (Rs 10 crore).

### Quality of capital expenditure

As per a CAG report (2023), the quality of capital expenditure is negatively affected by funds being blocked in incomplete projects. As of March 2022, 63 projects worth five crore rupees and above each remained incomplete. Rs 403 crore have been spent on these projects against an estimated Rs 1,100 crore. Some projects are incomplete since 2013, without revised estimates or extension approvals.

Between 2018 to 2020, Tripura received Rs 2,159 crore from the central government as special assistance for capital works. The CAG report mentioned that the state government used these funds for committed liabilities. The report further stated that the centre raised concerns about improper utilisation of funds and lack of detailed information on fund usage.

Source: CAG State Finances Audit Report 2021-22

**Table 2: Expenditure budget 2025-26 (in Rs crore)**

Items	2023-24 Actuals	2024-25 Budgeted	2024-25 Revised	% change from BE 24-25 to RE 24-25	2025-26 Budgeted	% change from RE 24-25 to BE 25-26
Revenue Expenditure	18,342	21,171	22,569	7%	24,520	9%
Capital Outlay	2,734	6,065	7,172	18%	6,887	-4%
Loans given by the state	100	2	10	359%	4	-58%
<b>Net Expenditure</b>	<b>21,176</b>	<b>27,238</b>	<b>29,751</b>	<b>9%</b>	<b>31,412</b>	<b>6%</b>

Sources: Annual Financial Statement, Tripura Budget Documents 2025-26; PRS.

**Committed expenditure:** Committed expenditure of a state typically includes expenditure on payment of salaries, pension, and interest. A larger proportion of the budget allocated for committed expenditure items limits the state's flexibility to decide on other expenditure priorities, such as capital outlay. In 2025-26, Tripura is estimated to spend Rs 13,459 crore on committed expenditure, which is 50% of its estimated revenue receipts. This comprises spending on salaries (31% of revenue receipts), pension (14 %), and interest payments (5%). In 2023-24, as per actual figures, 54% of revenue receipts were spent on committed expenditure.

**Table 3: Committed Expenditure in 2025-26 (in Rs crore)**

Committed Expenditure	2023-24 Actuals	2024-25 Budgeted	2024-25 Revised	% change from BE 24-25 to RE 24-25	2025-26 Budgeted	% change from RE 24-25 to BE 25-26
Salaries	6,620	7,768	7,802	0.4%	8,190	5%
Pension	3,066	3,212	3,527	10%	3,822	8%
Interest	1,333	1,486	1,407	-5%	1,447	3%
<b>Committed Expenditure</b>	<b>11,020</b>	<b>12,466</b>	<b>12,736</b>	<b>2%</b>	<b>13,459</b>	<b>6%</b>

Sources: Annual Financial Statement, Tripura Budget Documents 2025-26; PRS.

**Sector-wise expenditure:** The sectors listed below account for **64%** of the total expenditure on sectors by the state in 2025-26. A comparison of Tripura's expenditure on key sectors with that by other states is shown in Annexure 1.

**Table 4: Sector-wise expenditure under Tripura Budget 2025-26 (in Rs crore)**

Sectors	2023-24 Actuals	2024-25 BE	2024-25 RE	2025-26 BE	% change from RE 24-25 to BE 25-26
Education, Sports, Arts, and Culture	2,690	3,611	3,970	3,948	-1%
Transport	1,134	1,654	2,667	2,338	-12%
Police	1,850	2,152	2,193	2,297	5%
Social Welfare and Nutrition	1,342	1,892	2,317	2,139	-8%
Agriculture and Allied Activities	1,038	1,759	1,687	1,945	15%
Rural Development	1,190	1,843	1,631	1,917	18%
Health and Family Welfare	1,236	1,694	1,793	1,890	5%
Housing	1,370	218	323	1,402	334%
Welfare of SC, ST, OBC, and Minorities	659	1,153	1,256	1,288	3%
Urban Development	724	1,120	1,225	1,041	-15%
<b>% of total expenditure on all sectors</b>	<b>63%</b>	<b>63%</b>	<b>64%</b>	<b>64%</b>	

Sources: Annual Financial Statement, Tripura Budget Documents 2025-26; PRS.

## Receipts in 2025-26

- **Total revenue receipts** for 2025-26 are estimated to be Rs 26,416 crore, an increase of 8% over the revised estimate of 2024-25. Of this, Rs 4,514 crore (17%) will be raised by the state through its **own resources**, and Rs 21,902 crore (83%) will come **from the centre**. Resources from the centre will be in the form of state's share in central taxes (42% of revenue receipts) and grants (41% of revenue receipts).
- **Devolution:** In 2025-26, the state's share in central taxes is estimated at Rs 11,153 crore, an increase of 9% over the revised estimates of 2024-25 (Rs 10,248 crore).
- **Grants from the centre** in 2025-26 are estimated at Rs 10,749 crore, an increase of 7% over the revised estimates for 2024-25 (Rs 10,042 crore).
- **State's own tax revenue:** Tripura's total own tax revenue is estimated to be Rs 4,010 crore in 2025-26, an increase of 7% over the revised estimates of 2024-25 (Rs 3,748 crore). As per the actual figures for 2023-24, own tax revenue as a percentage of GSDP was 4%.

**Table 5: Break-up of the state government's receipts (in Rs crore)**

Items	2023-24 Actuals	2024-25 Budgeted	2024-25 Revised	% change from BE 2024-25 to RE 2024-25	2025-26 Budgeted	% change from RE 2024-25 to BE 2025-26
State's Own Tax	3,287	3,748	3,748	0%	4,010	7%
State's Own Non-Tax	421	475	475	0%	504	6%
Share in Central Taxes	7,997	8,636	10,248	19%	11,153	9%
Grants from Centre	8,833	10,098	10,042	-1%	10,749	7%
<b>Revenue Receipts</b>	<b>20,538</b>	<b>22,957</b>	<b>24,514</b>	<b>7%</b>	<b>26,416</b>	<b>8%</b>
Non-debt Capital Receipts	1	25	11	-56%	34	209%
<b>Net Receipts</b>	<b>20,539</b>	<b>22,982</b>	<b>24,525</b>	<b>6.7%</b>	<b>26,450</b>	<b>8%</b>

Note: BE is Budget Estimates; RE is Revised Estimates.

Sources: Annual Financial Statement, Tripura Budget Documents 2025-26; PRS.

- In 2025-26, **State GST** is estimated to be the largest source of own tax revenue (48% share). State GST revenue is estimated to increase by 8% over the revised estimates of 2024-25.
- Sales tax/VAT and State Excise respectively are estimated to contribute 16% and 14% to the state's own-tax revenue in 2025-26.
- Revenue from stamp duty and registration fees is estimated to see a growth of 30% in 2025-26 over the revised estimates of 2024-25.

**Table 6: Major sources of state's own-tax revenue (in Rs crore)**

Head	2023-24 Actuals	2024-25 Budgeted	2024-25 Revised	% change from BE 2024-25 to RE 2024-25	2025-26 Budgeted	% change from RE 2024-25 to BE 2025-26
State GST	1,590	1,816	1,811	-0.3%	1,954	8%
Sales Tax/ VAT	541	630	630	0%	650	3%
State Excise	417	477	500	5%	550	10%
Stamps Duty and Registration Fees	115	139	133	-4%	172	30%
Taxes on Vehicles	143	147	154	5%	155	1%
Taxes and Duties on Electricity	43	49	53	7%	58	10%
Land Revenue	22	25	24	-4%	25	4%

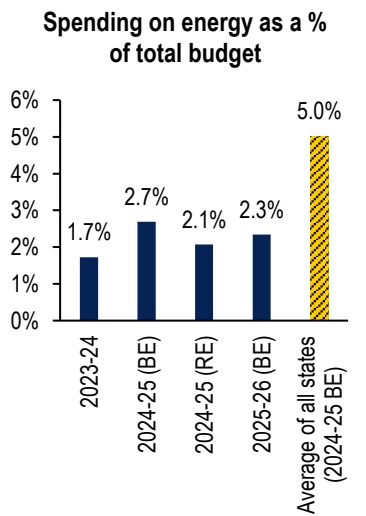
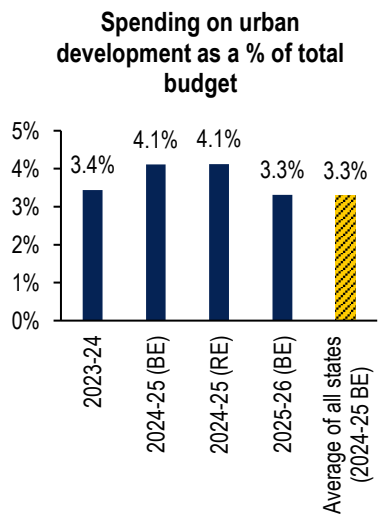
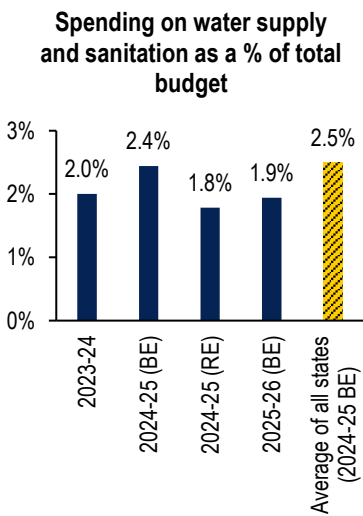
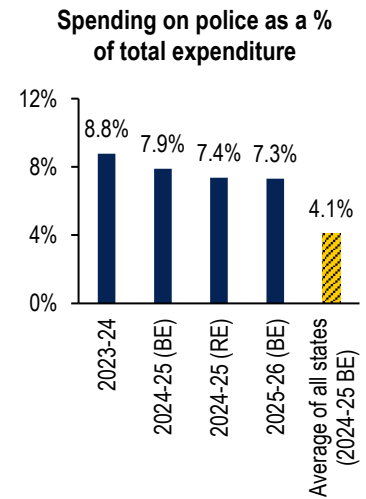
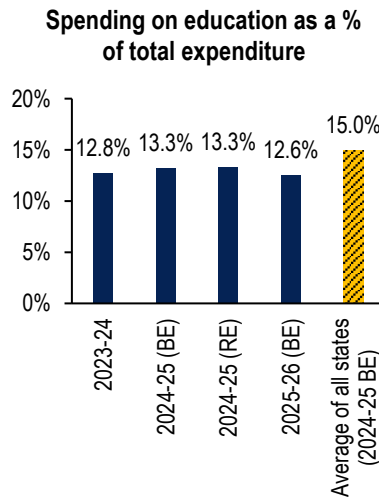
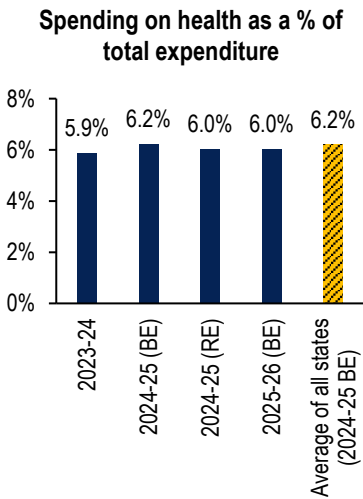
Sources: Annual Financial Statement, Revenue Budget, Tripura Budget Documents 2025-26; PRS.

DISCLAIMER: This document is being furnished to you for your information. You may choose to reproduce or redistribute this report for non-commercial purposes in part or in full to any other person with due acknowledgement of PRS Legislative Research ("PRS"). The opinions expressed herein are entirely those of the author(s). PRS makes every effort to use reliable and comprehensive information, but PRS does not represent that the contents of the report are accurate or complete. PRS is an independent, not-for-profit group. This document has been prepared without regard to the objectives or opinions of those who may receive it.

## Annexure 1: Comparison of states' expenditure on key sectors

The graphs below compare Tripura's expenditure in 2025-26 on six key sectors as a proportion of its total expenditure on all sectors. The average for a sector indicates the average expenditure in that sector by 31 states (including Tripura) as per their budget estimates of 2024-25.<sup>1</sup>

- **Health:** Tripura has allocated 6% of its expenditure on health in 2025-26. This is marginally lower than the average allocation for health by states in 2024-25 (6.2%).
- **Education:** Tripura has allocated 12.6% of its expenditure on education in 2025-26. This is lower than the average allocation for education by states in 2024-25 (15%).
- **Police:** Tripura has allocated 7.3% of its expenditure on police in 2025-26. This is significantly higher than the average allocation for police by states in 2024-25 (4.1%).
- **Water supply and sanitation:** Tripura has allocated 1.9% of its expenditure on water supply and sanitation in 2025-26. This is lower than the average allocation for water supply and sanitation by states in 2024-25 (2.5%).
- **Urban development:** Tripura has allocated 3.3% of its expenditure on urban development in 2025-26. This is similar to the average allocation for urban development by states in 2024-25 (3.3%).
- **Energy:** Tripura has allocated 2.3% of its expenditure on energy in 2025-26. This is significantly lower than the average allocation for energy by states in 2024-25 (5.0%).



Note: 2023-24, 2024-25 (BE), 2024-25 (RE), and 2025-26 (BE) figures are for Tripura.  
 Sources: Annual Financial Statement, Tripura Budget Documents 2025-26; various state budgets; PRS.

<sup>1</sup> The 31 states include the Union Territories of Delhi, Jammu and Kashmir, and Puducherry.

## Annexure 2: Comparison of 2023-24 Budget Estimates and Actuals

The following tables compare the actuals of 2023-24 with budget estimates for that year.

**Table 7: Overview of Receipts and Expenditure (in Rs crore)**

Particular	2023-24 BE	2023-24 Actuals	% change from BE to Actuals
<b>Net Receipts (1+2)</b>	<b>22,330</b>	<b>20,539</b>	<b>-8%</b>
1. Revenue Receipts (a+b+c+d)	22,308	20,538	-8%
a. Own Tax Revenue	3,360	3,287	-2%
b. Own Non-Tax Revenue	450	421	-7%
c. Share in central taxes	7,232	7,997	11%
d. Grants-in-aid from the Centre	11,266	8,833	-22%
2. Non-Debt Capital Receipts	22	1	-96%
3. Borrowings	3,314	1,401	-58%
Of which central capex loans	628	663	6%
<b>Net Expenditure (4+5+6)</b>	<b>26,736</b>	<b>21,176</b>	<b>-21%</b>
4. Revenue Expenditure	22,296	18,342	-18%
5. Capital Outlay	4,438	2,734	-38%
6. Loans and Advances	2	100	4457%
7. Debt Repayment	918	904	-2%
<b>Revenue Surplus</b>	<b>12</b>	<b>2,196</b>	<b>18497%</b>
Revenue Surplus (as % of GSDP)	-	2.7%	-
<b>Fiscal Deficit</b>	<b>4,407</b>	<b>638</b>	<b>-86%</b>
Fiscal Deficit (as % of GSDP)	-	0.8%	-

Source: Tripura Budget Documents of various years; PRS.

**Table 8: Key Components of State's Own Tax Revenue**

Tax Source/Head	2023-24 BE	2023-24 Actuals	% change from BE to Actuals
State GST	1,634	1,590	-3%
Stamps Duty and Registration Fees	115	115	0%
State Excise	412	417	1%
Sales Tax/ VAT	519	541	4%
Taxes on Vehicles	132	143	8%
Taxes and Duties on Electricity	40	43	9%
Land Revenue	14	22	58%

Source: Tripura Budget Documents of various years; PRS.

**Table 9: Allocation towards Key Sectors**

Sector	2023-24 BE	2023-24 Actuals	% change from BE to Actuals
Social Welfare and Nutrition	3,665	1,342	-63%
Welfare of SC, ST, OBC, and Minorities	1,135	659	-42%
Urban Development	1,222	724	-41%
Agriculture and Allied Activities	1,526	1,038	-32%
Rural Development	1,612	1,190	-26%
Health and Family Welfare	1,671	1,236	-26%
Water Supply and Sanitation	564	422	-25%
Energy	481	364	-24%
Irrigation and Flood Control	222	168	-24%
Transport	1,462	1,134	-22%
of which Roads and Bridges	1,431	1,099	-23%
Housing	1,734	1,370	-21%
Education, Sports, Arts, and Culture	3,281	2,690	-18%
Police	2,094	1,850	-12%

Source: Tripura Budget Documents of various years; PRS.