

IMMEDIATE

No: T-16017/11/2019-iGOT
Government of India
Ministry of Personnel, Public Grievances and Pensions
Department of Personnel and Training
(Training Division)

Block No. 4, Old JNU Campus, New Delhi
Dated: 21st April, 2020

To,
The Chief Secretaries of
all the State/Union Territory Governments

Subject: Onboarding of States/Union Territories' COVID-19 Warriors to iGOT (Integrated Govt. Online Training) courses on DIKSHA platform on COVID-19 pandemic.

Dear Sir/Madam,

As all are aware, the whole world, including India, is facing a significantly higher threat from COVID-19 pandemic. India is responding to the Novel coronavirus pandemic with an unprecedented mobilisation of Human Resources - the intrepid COVID Warriors who are battling the Virus at the frontline. These brave & dedicated Doctors, healthcare workers, Technicians, paramedics, Aayush Doctors, State/UT Govt. Officers, Police and other Volunteers require enhanced capacity & updated information to keep in-step with the latest advances in techniques and global understanding of the Virus.

2. In pursuance of the decision of the Empowered Group on Augmenting Human Resources and Capacity Building set up by the Hon'ble Prime Minister under the Chairmanship of Secretary, Micro Small and Medium Enterprises, the Government of India, through its Department of Personnel and Training, has launched a tailored version of **iGOT (Integrated Govt. Online Training)** on 07/04/2020 to train all the COVID-19 Warriors of India. The learning portal (<https://igot.gov.in>) has national coverage, free access to all, 24X7 content availability from any location, any device and above all has relevant content developed by the Govt. of India which is updated regularly as the situation unfolds. The iGOT COVID version is being hosted on Ministry of Human Resource Development's DIKSHA platform.

3. The URL Link of the website is <http://igot.gov.in>. For onboarding the platform, the following information is enclosed:

- (i) Elementary User Guide for Desktop/Laptop users - Annexure-I
- (ii) Elementary User Guide for Mobile Users - Annexure-II
- (iii) Elementary User Guide for Mobile App Users - Annexure-III
- (iv) Details of Courses uploaded on iGOT DIKSHA platform so far - Annexure-IV
- (v) Instructions for content creation - Annexure-V

4. In this connection, the approach will require partners & States/UTs to:

- (i) Identify the States/UTs' COVID-19 Warriors including Doctors, Nurses, Paramedics, Hygiene Workers, Technicians, Auxiliary Nursing Midwives (ANMs), State Govt. officers/officials, Police, Volunteers etc. and enroll them to iGOT platform.
- (ii) Identify the training needs of respective frontline warriors and identify/ customise courses with focus on content in local languages, etc.

....02/-

- (iii) Create targeted outreach program by identifying the right channels and creation of localized outreach material to have maximum reach to blocks.
- (iv) Register State/UT Government and Private staff to take up the respective course.
- (v) Governance mechanism to administer the enrollment, courses launched, course completion status through state specific dashboard.

5. To execute the above, States/UTs may opt for dedicated Project Management Unit through internal staff augmentation or from professional service provider(s). The suggested PMU can have following resources to start with and their functions/activities can be as follows:

S. No.	Area	Activities
1.	Content Expert	<ul style="list-style-type: none"> • Localization of existing content (available on platform) • Creation/Curation of any new content, if required • Analysis of any new content / course requirement as per local needs
2.	Outreach Expert	<ul style="list-style-type: none"> • Create an outreach program in discussion with State <ul style="list-style-type: none"> ◦ to reach out and onboard new users ◦ to create outreach material in local languages
3.	PMU	<ul style="list-style-type: none"> • To co-ordinate with all stakeholders (including central iGOT PMU Cell) • and monitor all activities • help desk, if required

6. The central iGOT PMU Cell will provide with following assistance to States/UTs:

S.No.	Area	Activities
1.	Central PMU	<ul style="list-style-type: none"> • Best practice sharing among States/UTs • Feedback and enhancement of content / courses • General communication with the state COVID Warriors cell • SPoC regarding content, courses, platform, etc.
2.	Content (in English largely)	<ul style="list-style-type: none"> • All relevant content for various users like doctors, nurses, NCC volunteers, etc. – approved by Ministry of Health • Creation/Curation of any new content, if required • Publishing of new content • Content Guidelines
3.	Outreach Support	<ul style="list-style-type: none"> • Supporting materials in open format for States to adopt for branding and outreach, like <ul style="list-style-type: none"> ◦ User Guide ◦ Course Guide ◦ Advertisements created for print media
4.	Dashboards	<ul style="list-style-type: none"> • State/UT-wise analytics and dashboards
5.	TNA (Training Need Assessment)	<ul style="list-style-type: none"> • At central level for all kinds of roles/users

7. All the State/UT Govts are requested that wide publicity be made and more and more COVID-19 Warriors be encouraged to onboard the iGOT platform and undergo online training course (s) relevant to them so that the pandemic may be handled efficiently.

Yours faithfully,



(Manoj Gupta)

Under Secretary (Training)

E-mail ID : manoj.gupta74@nic.in

Copy to:

1. Shri Arun Panda, Secretary, MSME - Chairman, Empowered Group on Augmenting Human Resources and Capacity Building.
2. Shri Nipun Vinayak, Joint Secretary, M/o Health & Family Welfare.
3. Shri Supriyo Ghosh, Director, M/o Micro, Small & Medium Enterprises
4. Ms. Kavita (Deputy Secretary, M/o Health & Family Welfare)
5. Nodal Officers (Training), State/UT Govts.




मानव संसाधन विभाग
DEPARTMENT OF
PERSONNEL & TRAINING

iGOT
Integrated Government Online Training

ELEMENTARY USER GUIDE

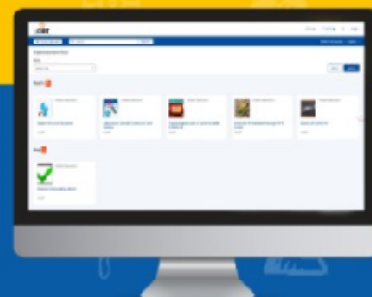
UNDERSTANDING HOW TO REGISTER AND START LEARNING

STEP 1



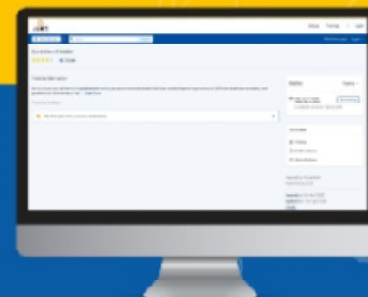
Click on the **Course Link** shared with you

STEP 2



Click on **Course Card**

STEP 3



Click on **Join Training**

STEP 4



Login or Register via
Phone number or e-Mail

STEP 5



Register by **filling the form** and
validate with OTP received on
your mobile number or e-mail id

STEP 6



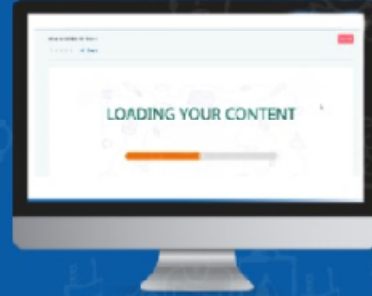
Select Board - iGot (Health)
Medium - English/ Hindi
Class - Your Role
Subject - Optional

STEP 7



Select **Location**


STEP 8



Start **Learning**

*the platform is not supported on internet explorer, safari, IOS & Mobile web browser

For any query please write to:
support@i-got.freshdesk.com

Follow us on /   

ELEMENTARY USER GUIDE

UNDERSTANDING HOW TO REGISTER AND START LEARNING FROM MOBILE

STEP 1



Type <https://igot.gov.in> in Chrome or Firefox*

STEP 2



Click on **View Courses**

STEP 3



Login or Register via **Phone number or e-Mail**

STEP 4



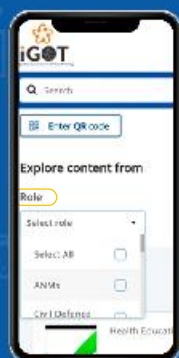
Register by **filling the form** and **validate with OTP** received on your mobile number / e-mail

STEP 5



Select Board - iGot (Health)
Medium - English/ Hindi
Class - Select your work area from list
Subject - Optional

STEP 6



Select **Region and Role**

STEP 7



Select **iGOT** in organisation from drop down menu

STEP 8



Select a course and start **Learning**

*the platform is not supported on internet explorer, safari, IOS & Mobile web browsers

For any query please write to:
support@i-got.freshdesk.com

ELEMENTARY USER GUIDE

UNDERSTANDING HOW TO REGISTER AND START LEARNING FROM MOBILE APP

STEP 1



Click on <https://bit.ly/dikshaigot> to install **DIKSHA Mobile App**



STEP 2



Click on **Course Link** shared with you

STEP 3



Select **Launch Course**

STEP 4



Click on **Join Training**

STEP 5



Login or Register via
Phone Number/eMail

STEP 6



Register by filling the form
and **validate with OTP**
received on your
mobile number/eMail

STEP 7



Select Board - iGot (Health)
Medium - English/ Hindi
Class - Your Role
Subject - Optional

STEP 8



Click on **Start course** and
start **Learning**

*the platform is not supported on internet explorer, safari, IOS & Mobile web browser
For any query please write to:
support@i-got.freshdesk.com



COURSE GUIDE

Scan – Access - Learn



**ICU Care and
Ventilation
Management**

<https://bit.ly/2UQAkcT>



**Clinical
Management
COVID-19**

<https://bit.ly/3c2lxSe>



**Infection
Prevention
through PPE**

<https://bit.ly/3aXWGPe>



**COVID-19
Training for
NCC Cadets**

<https://bit.ly/3e3jYVO>



**Basics of
COVID-19**

<https://bit.ly/3aOAoPT>



**Management of
COVID-19 cases
(SARI ARDS & Septic
shock)**

<https://bit.ly/34IDiJr>



**Infection
Prevention and
Control**

<https://bit.ly/3aP21ly>



**Laboratory Sample
Collection and
Testing**

<https://bit.ly/2UQMAtW>



**Quarantine and
Isolation**

<https://bit.ly/2XfQiPr>



**Infection
Prevention through
PPE- Bengali**

<https://bit.ly/2VzSzCD>



**Basics of
COVID-19
(Malayalam Course)**

<https://bit.ly/34IIKWT>



**Psychological
care of patients
with COVID-19**

<https://bit.ly/2wQQrhu>

*The platform is not supported on internet explorer, safari or IOS | **Users can view and read course content for other roles as well

For any query please write to: support@i-got.freshdesk.com



कार्मिक एवं प्रशिक्षण विभाग
DEPARTMENT OF
PERSONNEL & TRAINING

सत्यमेव जयते



Content Creation Guidelines for iGOT

1. Guidelines for Content Creation on i-GOT

I TYPE OF ASSET

- A. Video
- B. Slide Show
- C. Animation
- D. Interactive

II GUIDELINES: Please mark an X if the parameters will be met; NA if not applicable

Hygiene factors	X
Content does not have any factual errors	
Content is free from technical glitches	
Audio/Video is clear and in sync	
Content is not derogatory	
Content does not violate any IP rights or licencing agreement usage restrictions	
Technical Aspects	
Video content or animation should be between 1-7 minutes long	
Slide show should not exceed more than 15 frames/slides	
Content can easily load on a mobile phone	
Production aspects (for videos recorded on phones)	
Video should be recorded in landscape mode	
Video should be recorded using the back camera	
Subjects should not be lit from behind	
Content does not have distracting elements – like loud background music, too much animation etc.	
Usability Aspects	
Content lends itself well to dubbing or subtitling	
Appropriate instructions for content use are built into the content	

2. Technical Compliance for i-GOT

<i>Format compliance</i>	
Video (MP4/ WebM)	
Slideshow (ECML)	
Interactive (ECLM/ HTML zip/H5P)	
Document (PDF/ EPub)	
<i>File size</i>	
Less than 50 MB	

