

Vital Stats

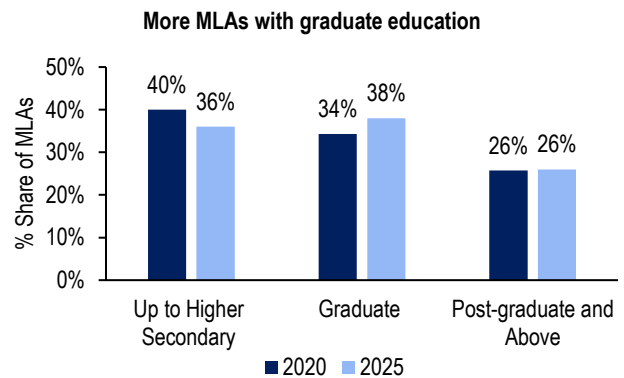
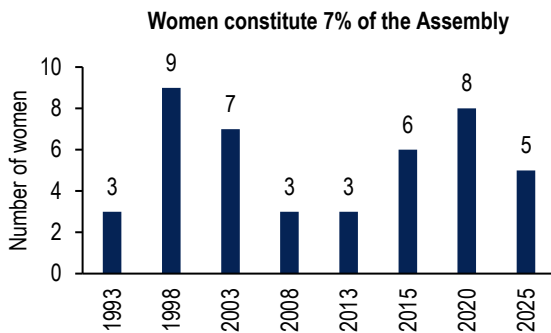
Profile of the 8th Delhi Legislative Assembly

Results of election to the 8th Delhi Legislative Assembly were declared on February 8, 2025. The Delhi Assembly has 70 seats. This note looks at the profile of the incoming Assembly.

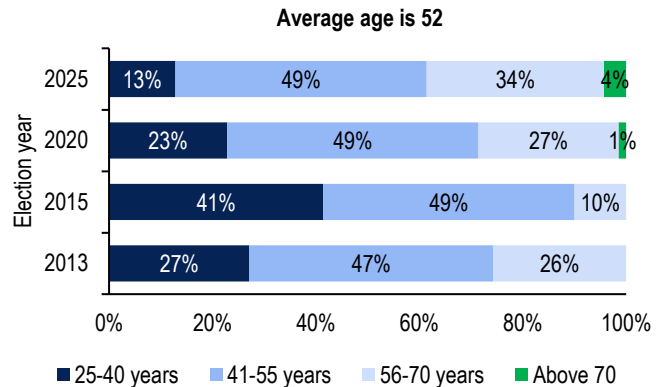
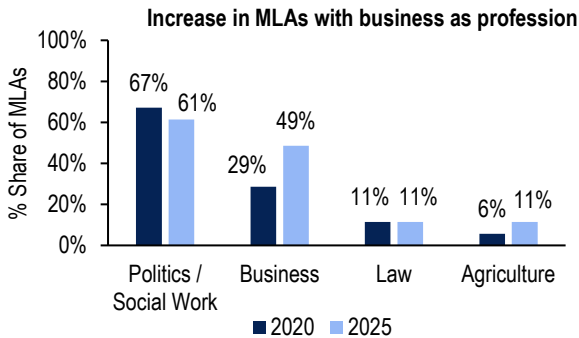
BJP wins majority with 48 out of 70 seats

Party	2019	2024
Bharatiya Janata Party	8	48
Aam Aadmi Party	62	22
Total	70	70

Fewer women elected compared to last Assembly; 64% MLAs have completed graduation



61% of MLAs have politics or social work as profession; share of young MLAs falls



Note: This figure shows professions most commonly reported by MLAs. Some MLAs have indicated multiple professions.

Sources: Election Commission of India (results.eci.gov.in); Candidate Affidavits uploaded on ECI; MyNeta (<https://www.myneta.info>); PRS.

DISCLAIMER: This document is being furnished to you for your information. You may choose to reproduce or redistribute this report for non-commercial purposes in part or in full to any other person with due acknowledgement of PRS Legislative Research (“PRS”). The opinions expressed herein are entirely those of the author(s). PRS makes every effort to use reliable and comprehensive information, but PRS does not represent that the contents of the report are accurate or complete. PRS is an independent, not-for-profit group. This document has been prepared without regard to the objectives or opinions of those who may receive it.