

# Vital Stats

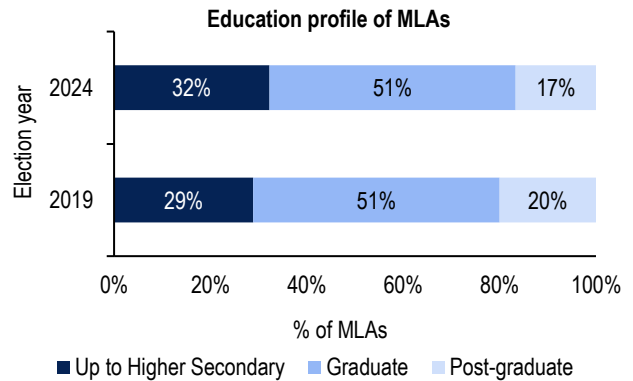
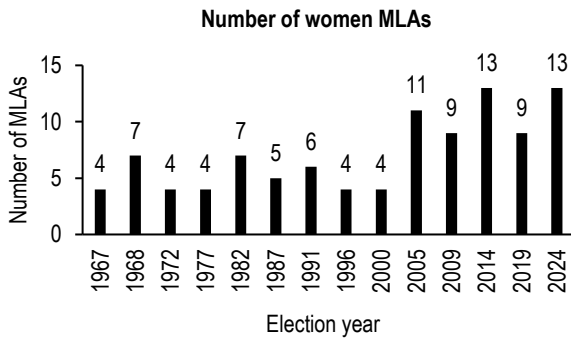
## Profile of the 15<sup>th</sup> Haryana Legislative Assembly

Results of the election to the 15<sup>th</sup> Haryana Legislative Assembly were declared on October 8, 2024. The Haryana Assembly has 90 seats. This note looks at the profile of the incoming Legislative Assembly.

### BJP wins majority with 48 out of 90 seats

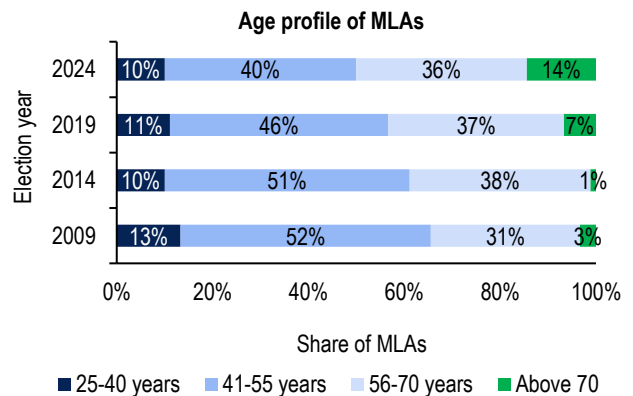
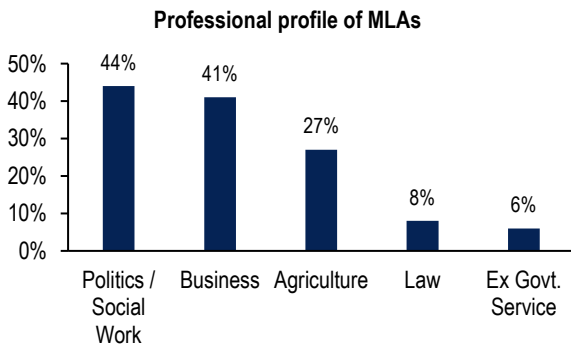
Party	2019	2024
Bharatiya Janata Party (BJP)	40	48
Indian National Congress (INC)	31	37
Indian National Lok Dal	1	2
Jannayak Janta Party (JJP)	10	-
Haryana Lokhit Party	1	-
Independent	7	3
<b>Total</b>	<b>90</b>	<b>90</b>

### Number of women MLAs rises; 68% MLAs are graduates



Note: The Assembly membership increased from 81 to 90 in 1977.

### Average age is 56 years; 44% MLAs have declared politics or social work as profession



Note: Some MLAs have indicated multiple professions.

Sources: Election Commission of India ([results.eci.gov.in](https://results.eci.gov.in)); Candidate Affidavits uploaded on ECI; MyNeta (<https://www.myneta.info>); PRS.

**DISCLAIMER:** This document is being furnished to you for your information. You may choose to reproduce or redistribute this report for non-commercial purposes in part or in full to any other person with due acknowledgement of PRS Legislative Research (“PRS”). The opinions expressed herein are entirely those of the author(s). PRS makes every effort to use reliable and comprehensive information, but PRS does not represent that the contents of the report are accurate or complete. PRS is an independent, not-for-profit group. This document has been prepared without regard to the objectives or opinions of those who may receive it.