

Vital Stats

Profile of the 18th Bihar Legislative Assembly

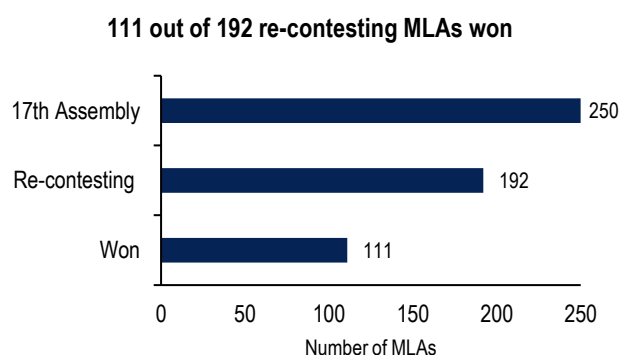
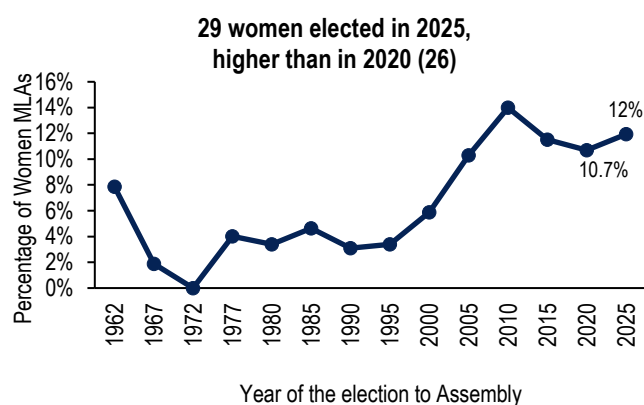
Results of the election to the 18th Bihar Legislative Assembly were announced on November 14, 2025. The Assembly comprises 243 elected seats. This note analyses the profiles of the newly elected Members of the Legislative Assembly (MLAs) and compares them with those from previous Assemblies.

NDA wins 202 Seats; BJP accounts for the largest share closely followed by JD(U)

Political Party	2020	2025
Bharatiya Janata Party	74	89
Janata Dal (United)	43	85
Rashtriya Janata Dal	75	25
Lok Janshakti Party (Ram Vilas)*	1	19
Indian National Congress	19	6
All India Majlis-E-Ittehadul Muslimeen	5	5
Hindustani Awam Morcha (Secular)	4	5
Rashtriya Lok Morcha	0	4
Communist Party of India (Marxist-Leninist) (Liberation)	12	2
Communist Party of India (Marxist)	2	1
Bahujan Samaj Party	1	1
Indian Inclusive Party	0	1
Vikassheel Insaan Party	4	0
Communist Party of India	2	0
Independent	1	0
Total	243	243

Note: * Lok Janshakti Party in 2020.

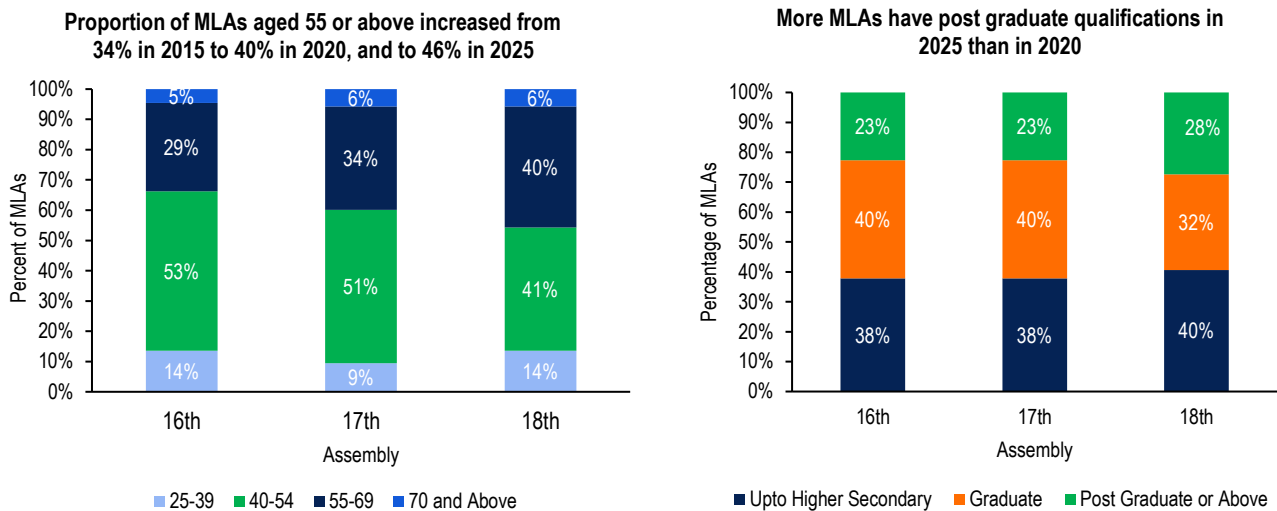
12% of the newly elected Assembly are women; 58% of re-contesting MLAs won



Note: This chart includes MLAs who joined the Assembly after winning bye-elections.

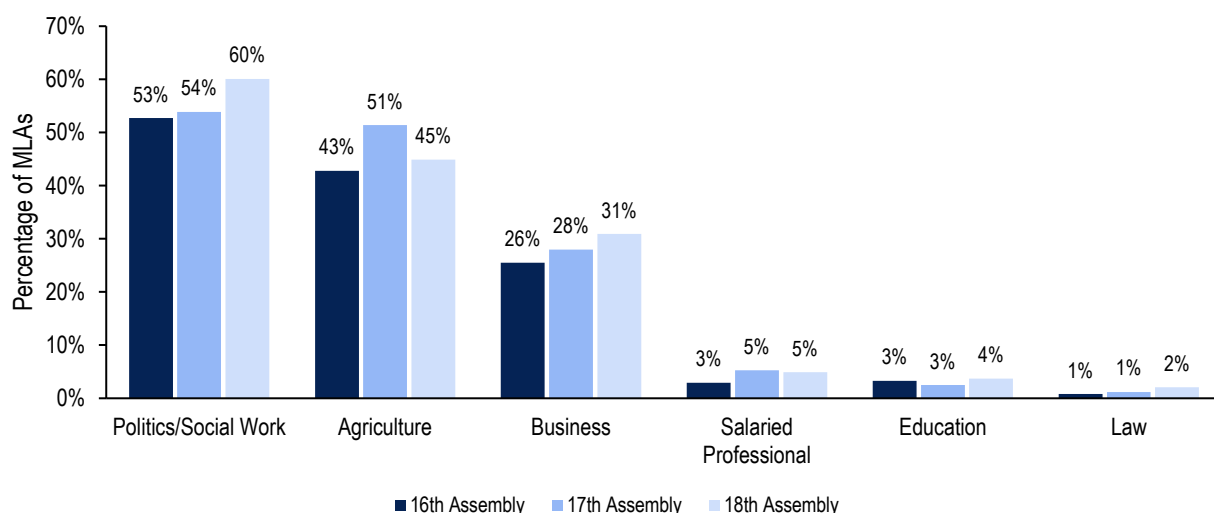
- Out of the 250 MLAs who were part of the previous Assembly (including those who won bye-elections), 192 contested elections in 2025. Of these, 111 MLAs won (58%).
- During the term of the 17th Assembly, 68 MLAs or MLCs served as Ministers. Out of them, 49 contested elections in 2025. 47 of them were members of the Legislative Assembly, and two were members of the Council. 39 out of these 49 contestants won.

Proportion of older MLAs increasing; 40% of MLAs do not have college degrees



- Out of 29 women elected, 13 are aged between 25 and 39 years, and nine between 40 and 54 years.
- About half the women elected to the 18th Assembly (15 MLAs) do not have college degrees.

Politics/social work and agriculture are the most common professions among MLAs



Note: The sum of values may not add up to 100%, as several MLAs have listed more than one profession.

- About 1% of MLAs declared medicine or allied fields as their profession.

Sources: Election Commission of India (results.eci.gov.in); Candidate Affidavits uploaded on ECI; MyNeta (<https://www.myneta.info>); PRS.

DISCLAIMER: This document is being furnished to you for your information. You may choose to reproduce or redistribute this report for non-commercial purposes in part or in full to any other person with due acknowledgement of PRS Legislative Research ("PRS"). The opinions expressed herein are entirely those of the author(s). PRS makes every effort to use reliable and comprehensive information, but PRS does not represent that the contents of the report are accurate or complete. PRS is an independent, not-for-profit group. This document has been prepared without regard to the objectives or opinions of those who may receive it.