

# Vital Stats

## Profile of the 1<sup>st</sup> Assembly of UT of Jammu & Kashmir

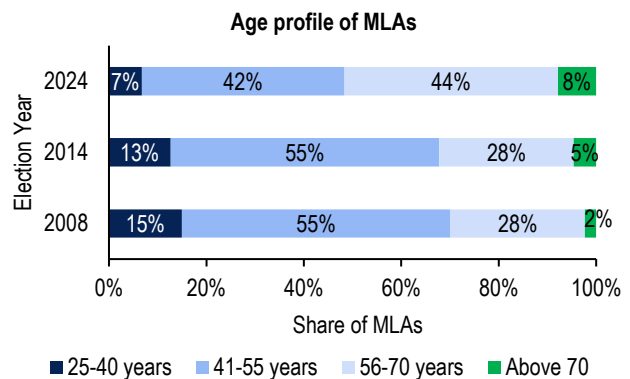
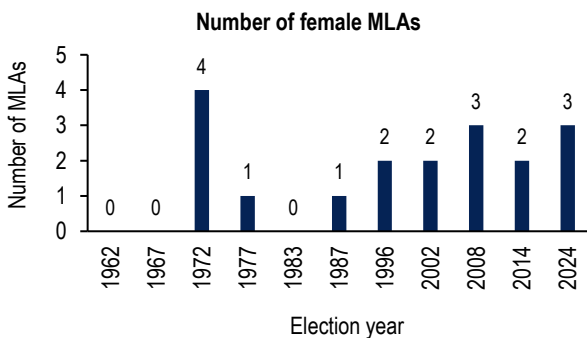
Results of the election to the 1<sup>st</sup> Legislative Assembly of the Union Territory of Jammu and Kashmir were declared on October 8, 2024. This note looks at the profile of the incoming Legislative Assembly.

The Legislative Assembly of the state of Jammu and Kashmir had 87 seats, including four from Ladakh. The Assembly was dissolved in November, 2018. The Jammu and Kashmir UT Assembly has 90 elected seats (plus 24 vacant on account of areas being under Pakistan Occupied Kashmir). The Governor may nominate five members.

### JKNC led alliance wins 49 seats

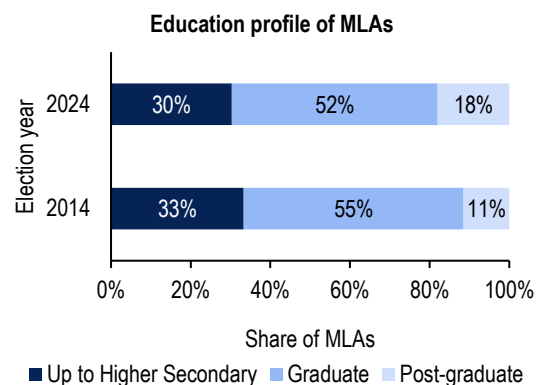
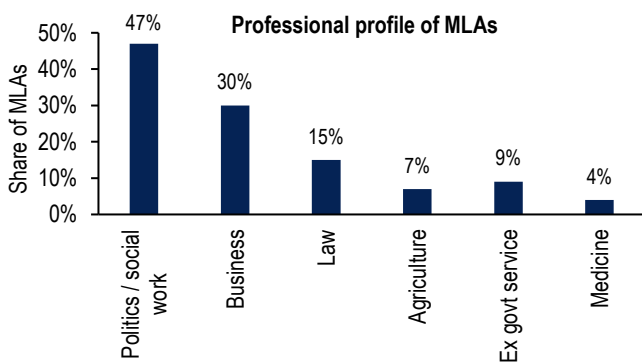
Party	2014	2024
Jammu and Kashmir National Conference (JKNC)	15	42
Indian National Congress	12	6
Communist Party of India (Marxist)	1	1
Bharatiya Janata Party	25	29
Jammu and Kashmir People's Democratic Party	28	3
Jammu and Kashmir People's Conference	2	1
Aam Aadmi Party	-	1
Jammu and Kashmir People's Democratic Front (Secular)	1	-
Independent	3	7
Nominated	-	5
<b>Total</b>	<b>87</b>	<b>95</b>

### Three women elected; average age of MLAs is 56 years



Note: The Assembly had 75 members till 1972 elections, 76 members in elections between 1977 and 1987, and 87 members since 1996 elections.

### 70% of MLAs are graduates; 47% declared social work or politics as profession



Note: Some MLAs have indicated multiple professions.

Note: Age, education and profession figures have been adjusted for one candidate winning from two constituencies.

Sources: Election Commission of India ([results.eci.gov.in](https://results.eci.gov.in)); Candidate Affidavits uploaded on ECI; MyNeta (<https://www.myneta.info>); PRS.

DISCLAIMER: This document is being furnished to you for your information. You may choose to reproduce or redistribute this report for non-commercial purposes in part or in full to any other person with due acknowledgement of PRS Legislative Research ("PRS"). The opinions expressed herein are entirely those of the author(s). PRS makes every effort to use reliable and comprehensive information, but PRS does not represent that the contents of the report are accurate or complete. PRS is an independent, not-for-profit group. This document has been prepared without regard to the objectives or opinions of those who may receive it.