

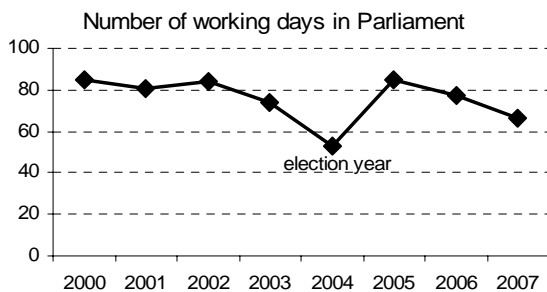
Vital Stats

Parliament in 2007

Parliament adjourned today for the year. We look at the performance of Parliament in 2007, and at the participation of Members of Parliament in debates during the year. We note that:

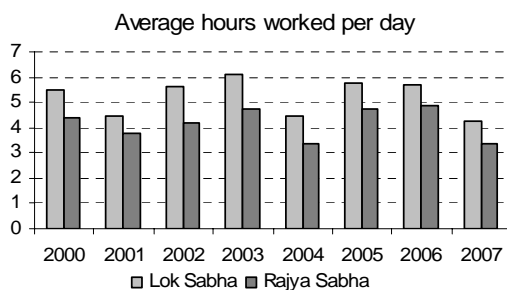
- In 2007, Parliament worked for the least number of days, least number of total hours, and the least number of hours per working day, for all non-election years in the last eight years.
- The total number of working hours in 2007 was nearly 40% less than that in 2006.
- The year saw the lowest number of Bills introduced and passed, compared to recent years.
- ‘Young MPs’ have the lowest participation rates in debates in Parliament.

Parliament worked the minimum days in 2007...



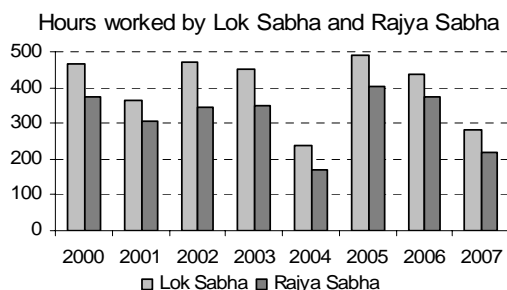
- Parliament met for 66 days in 2007. This was the lowest in the last few years, except for 2004, which was an election year. This was also 16 days less than the original plan for the year.
- The Budget Session was held for 32 days compared to the planned 42 days, and the Monsoon Session for 17 days (planned 23 days). The Winter Session was held, as planned, for 17 days.

...And the lowest hours per working day...



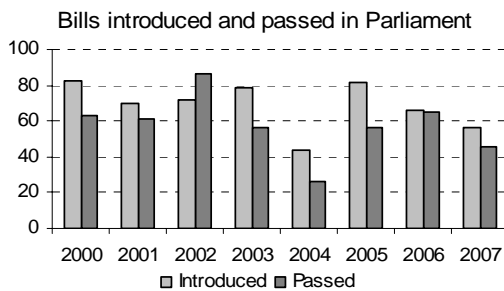
- Lok Sabha is scheduled to work for 6 hours and Rajya Sabha is scheduled to work for 5 hours in a day.
- In 2007 Lok Sabha worked for an average of 4.3 hours and Rajya Sabha worked for an average of 3.3 hours in a day.
- The average hours worked in a day by Parliament in 2007 is the lowest in the last 8 years.

... Leading to the least amount of working time...



- This year, Lok Sabha worked for 280 hours and Rajya Sabha worked for 217 hours. This is 36% less for Lok Sabha and 42% less for Rajya Sabha as compared to last year.
- In the last 8 years Parliament worked the most in 2005, with Lok Sabha working for 490 hours and Rajya Sabha working for 401 hours.

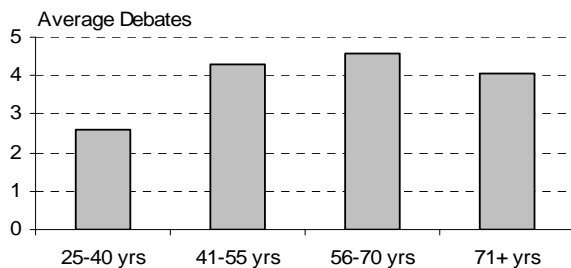
... And the least legislative business being done



- Parliament introduced 56 Bills and passed 46 in 2007. This is lower than the figures for 2006: 66 introduced and 65 passed.
- Between 2000 and 2006 (except the election year of 2004), on average, 75 Bills were introduced every year and 65 were passed.

Young MPs have the lowest participation rate in Lok Sabha...

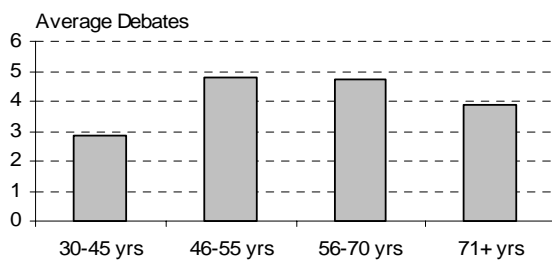
Agewise participation of Lok Sabha MPs in Debates



- Young MPs (below 40 years of age) participated in the least number of debates, averaging 3 debates per young MP.
- The highest participation was for the age-group of 56-70 years, at 5 debates per MP in that age bracket.

...And in Rajya Sabha

Agewise participation of Rajya Sabha MPs in Debates



- The data is similar for Rajya Sabha: MPs below 40 years of age averaged 3 debates per MP.
- In Rajya Sabha too, the highest participation was for the age-group of 56-70 years, at 5 debates per MP.

Notes:

- The data for the above graphs has been obtained from the Parliamentary proceedings as reported on <http://parliamentofindia.nic.in/>. The computation of time utilised has been done by PRS.
- The participation of MPs in debates has been computed by PRS on the basis of Bulletin I, published by Lok Sabha and Rajya Sabha at <http://parliamentofindia.nic.in/>.

DISCLAIMER: This document is being furnished to you for your information. You may choose to reproduce or redistribute this report for non-commercial purposes in part or in full to any other person with due acknowledgement of PRS Legislative Research ("PRS"). The opinions expressed herein are entirely those of the author(s). PRS makes every effort to use reliable and comprehensive information, but PRS does not represent that the contents of the report are accurate or complete. PRS is an independent, not-for-profit group. This document has been prepared without regard to the objectives or opinions of those who may receive it.