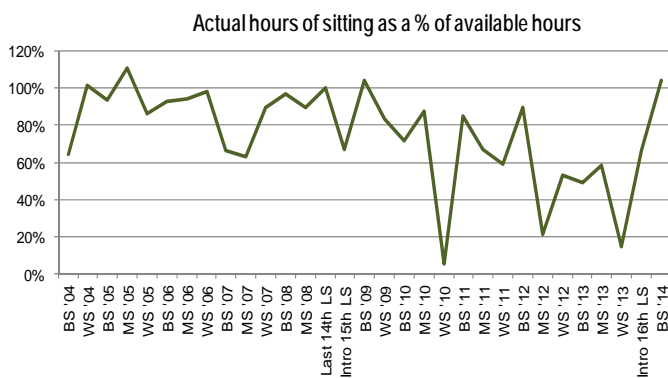


# Vital Stats

## How Parliament functioned in the Budget Session 2014

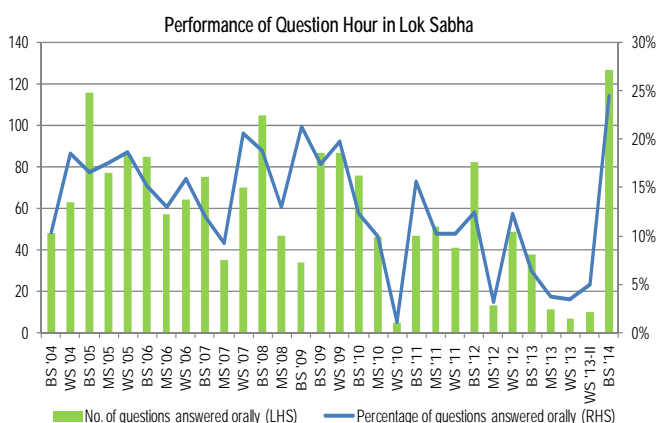
During the first Budget session of the 16<sup>th</sup> Lok Sabha, Parliament discussed the Union and Railway Budgets and passed several laws including Bills establishing the National Judicial Appointments Commission. Lok Sabha spent time discussing issues related to the monsoon, inflation, spread of encephalitis, atrocities against women and children, and communal violence. This note analyses the functioning of Parliament during this session and also compares it with data over the past ten years.

### Lok Sabha worked for 104% of the time available; lesser time lost to disruptions



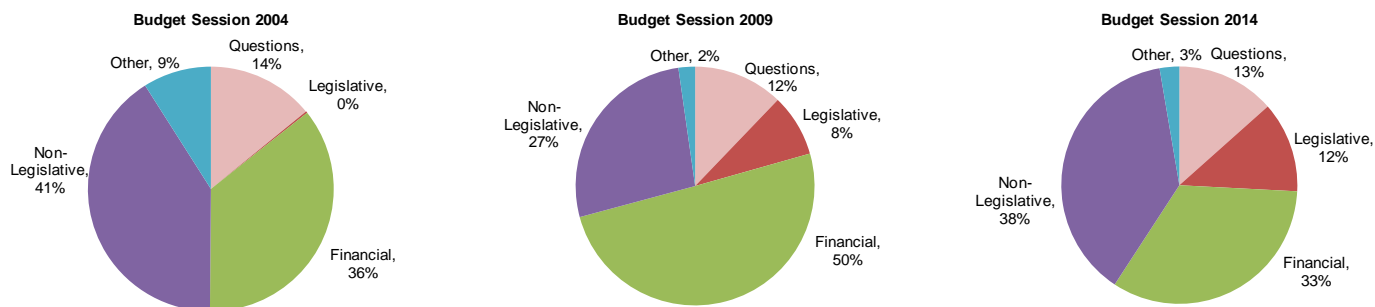
- Both Lok Sabha and Rajya Sabha sat for the overall scheduled time during the session. Whereas Lok Sabha worked for 104% of the time, Rajya Sabha worked for 106%. Though Rajya Sabha witnessed more disruptions than Lok Sabha, it made up for the lost time by working late on several days.
- The first Budget session of the last Parliament in 2009 also recorded a similar level of productivity. However both the Houses worked for 64% of the time available during the first Budget session of the 14<sup>th</sup> Lok Sabha in 2004.
- Over the last ten years, this session has recorded the second highest productivity, the highest being 110% in the Monsoon session of 2005.

### Question Hour was the most productive compared to the last ten years



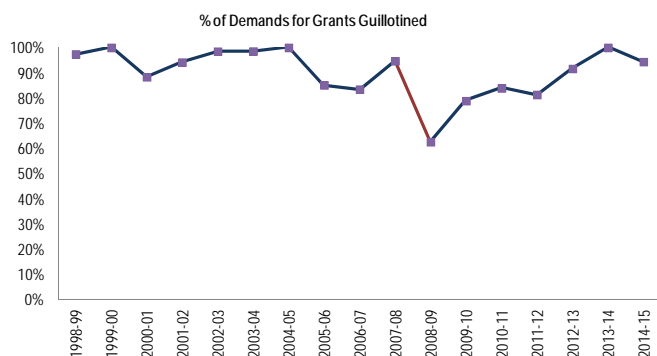
- Each day in Parliament starts with the Question Hour in which MPs ask Ministers questions related to their departments.
- During the session, Lok Sabha was more productive during Question Hour than Rajya Sabha.
- 24% of the scheduled questions were answered orally in Lok Sabha, the highest across all sessions of Parliament, since 2004.
- In comparison only 15% of the scheduled questions were answered orally in Rajya Sabha.

## Comparatively more time spent on legislation and discussing issues



- 33% of Lok Sabha’s time during the Budget session was spent discussing the Budget. In comparison, the first Budget Session of the 14<sup>th</sup> and 15<sup>th</sup> Lok Sabhas spent 36% and 50% of the available time discussing the Budget.
- Lok Sabha spent 12% of its time discussing legislation. This was higher than the time spent on legislation in the first budget session of the previous two Lok Sabhas. Out of the six Bills passed in Lok Sabha, three replaced Ordinances, i.e., Andhra Pradesh Reorganisation (Amendment) Bill, Securities Laws (Amendment) Bill, and the TRAI (Amendment) Bill. Two Bills providing for the National Judicial Appointments Commission were also passed. The sixth Bill made the National Institute of Design an institute of national importance.
- Five discussions under Rule 193 were held during the session and accounted for a total of 25 hours of Lok Sabha’s time. Of these, the discussion on flood and drought situation took about 9 hours and saw the participation of 114 MPs.

## 94% of the budget demands passed without discussion



- While all demands for grants, i.e., expenditure proposals of ministries, have to be sanctioned by Lok Sabha, only a few are discussed in detail.
- Other demands are clubbed together and voted upon. This is called ‘guillotine’.
- Over the last 10 years, budgets of only 4-5 ministries have been examined in detail, forming about 10% of the total budget. This year too followed a similar pattern with 4 demands amounting to 5% of the total budget being discussed, and over 94% being guillotined.

Source: All data was compiled from the Bulletin I of Lok Sabha and Rajya Sabha. Data upto August 13, 2014 has been used for the above analysis.

**DISCLAIMER:** This document is being furnished to you for your information. You may choose to reproduce or redistribute this report for non-commercial purposes in part or in full to any other person with due acknowledgement of PRS Legislative Research (“PRS”). The opinions expressed herein are entirely those of the author(s). PRS makes every effort to use reliable and comprehensive information, but PRS does not represent that the contents of the report are accurate or complete. PRS is an independent, not-for-profit group. This document has been prepared without regard to the objectives or opinions of those who may receive it.