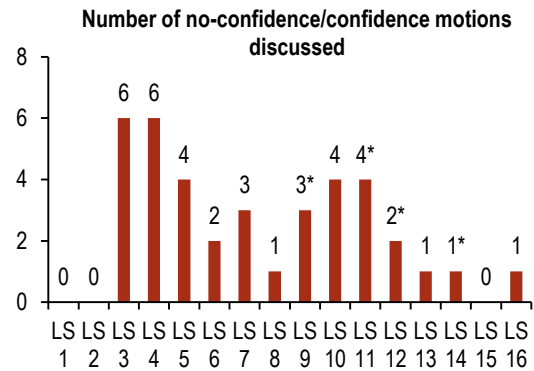
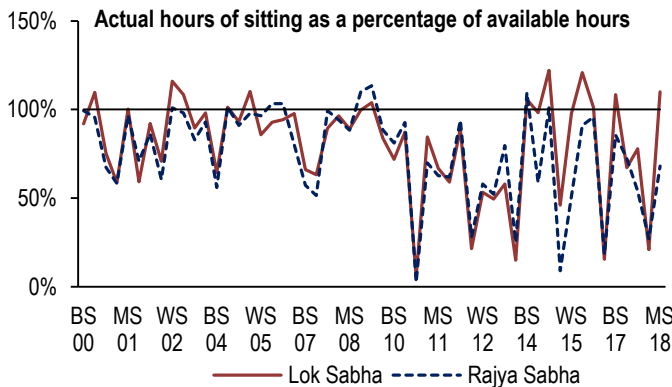


# Vital Stats

## Parliament functioning in Monsoon Session 2018

The Monsoon Session of Parliament concluded on August 10, 2018. The session had 18 scheduled sittings (July 18, 2018 to August 10, 2018), out of which one day was cancelled for a festival and another was adjourned after the obituary was read for Mr. Karunanidhi. For the first time in the 16<sup>th</sup> Lok Sabha, a no-confidence motion was moved against the government. This session also witnessed the election of the Deputy Chairman of Rajya Sabha.

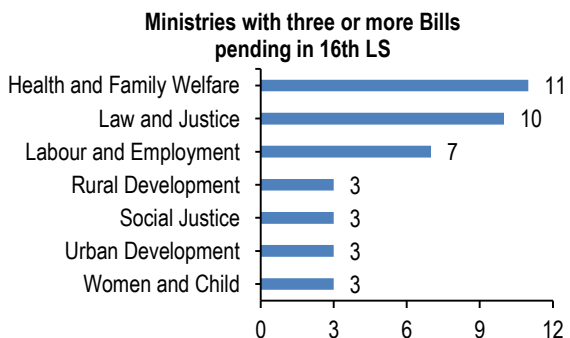
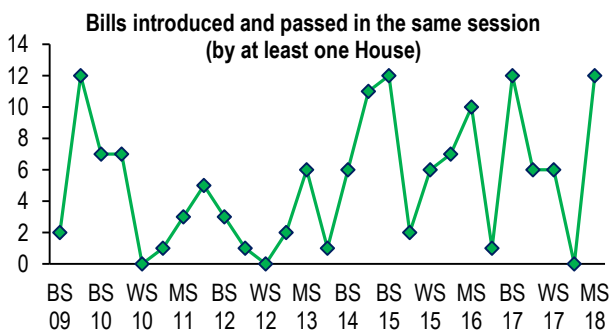
### Productivity of Lok Sabha was 110%, Rajya Sabha was 68%; no-confidence motion discussed



Note: \* indicates confidence motions. Additionally, data for 10th Lok Sabha includes one confidence motion.

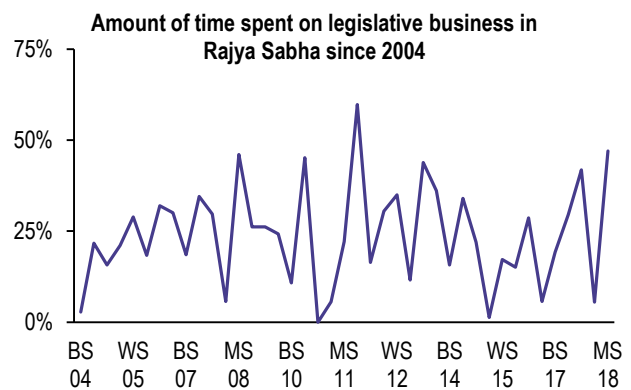
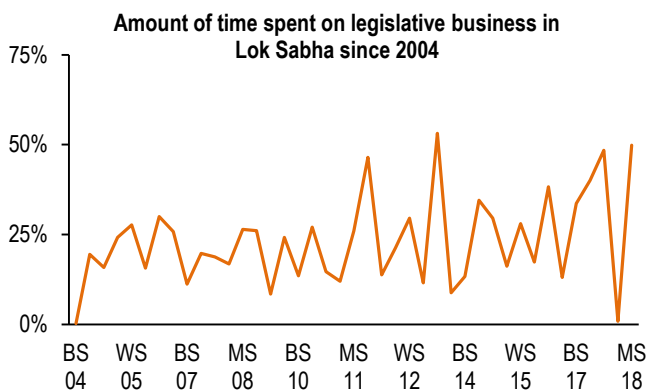
- Among Monsoon Sessions since 2000, this was the most productive one for Lok Sabha. On two other occasions, the productivity of Lok Sabha during Monsoon Session has been at 110% (2000, 2005). However, Rajya Sabha lost time due to disruptions (including on account of protests against Assam’s draft National Register of Citizens). So far in the 16<sup>th</sup> Lok Sabha, the productivity of Lok Sabha is 86% and that of Rajya Sabha is 67%.
- In this session, a no-confidence motion was moved against the government. This was the 27<sup>th</sup> no-confidence motion. The motion was discussed for 12 hours by 51 members, at the end of which the motion was defeated.

### More Bills introduced and passed in the same session with fewer Bills going to Committees



- In this session, 20 Bills were introduced, of which 12 were passed by at least one House of Parliament. These included Bills related to anti-trafficking and change in punishment for rape. Out of the total Bills introduced, six were to replace Ordinances. So far in the 16<sup>th</sup> Lok Sabha, 39 Ordinances have been issued, i.e., an average of nearly 10 Ordinances per year.
- Fewer Bills are being referred to Parliamentary Committees (26%), as compared to the 15th Lok Sabha (71%) and the 14<sup>th</sup> Lok Sabha (60%). In this Session, the Ancient Monuments and Archaeological Sites and Remains (Amendment) Bill, 2017 and the Banning of Unregulated Deposit Schemes Bill, 2018 were referred to parliamentary committees.
- Of the 66 Bills pending in the 16<sup>th</sup> Lok Sabha, the highest number of Bills were introduced by the Ministry of Health and Family Welfare, followed by the Ministry of Law and Justice. These Bills include the National Medical Commission Bill, 2017, and the Muslim Women (Protection of Rights on Marriage) Bill, 2017.

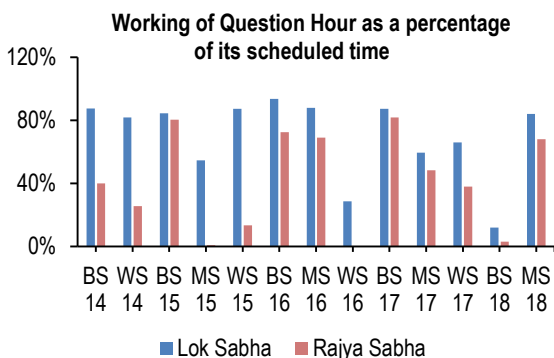
### Nearly half the session time spent on legislative business; highest in 16<sup>th</sup> Lok Sabha



Note: Legislative business excludes discussions on financial business such as budgets and discussion on demands for grants.

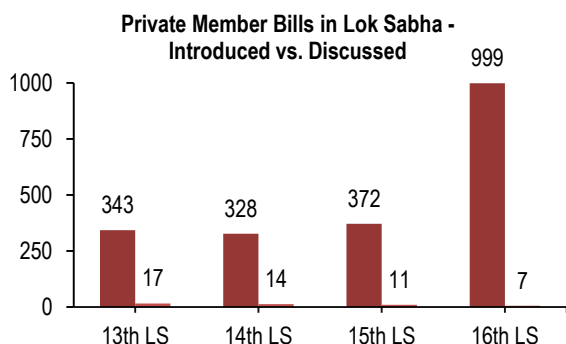
- In this session, both Lok Sabha (50%) and Rajya Sabha (47%) spent the highest proportion of their time on legislative business. This was the highest proportion of time spent on legislative business in the 16<sup>th</sup> Lok Sabha, and the second highest since 2004.
- In this session, 18 Bills were listed for introduction and 43 Bills were listed for passage. 20 Bills were introduced and 18 were passed. The Bills passed included the Fugitive Economic Offenders Bill, 2018, and the Prevention of Corruption (Amendment) Bill, 2013. Further, the Financial Regulation and Deposit Insurance Bill, 2017 was withdrawn on the recommendation of a Joint Committee.
- Both Houses also discussed various issues of public importance. Lok Sabha undertook discussion on the recent flood and drought situation in India. Rajya Sabha undertook three discussions (including on the misuse of social media platforms leading to violence and lynching, and the final draft of the National Register of Citizens in Assam).

### 21% questions answered orally in Lok Sabha, 33% in Rajya Sabha



- Question Hour in Lok Sabha functioned for 84% of its scheduled time. In Rajya Sabha, it functioned for 68% of its scheduled time.
- This was one of the most productive Question Hours of the 16<sup>th</sup> Lok Sabha in both Houses. However, both the Houses suspended Question Hour on two sitting days.
- Of the total starred questions listed, 21% (75 questions) were answered orally in Lok Sabha and 33% (90 questions) in Rajya Sabha.

### 16<sup>th</sup> LS has the highest number of Private Member Bills introduced in Lok Sabha since 2000



Note: The data for the 13th, 14th, and 15th LS are for the full term, whereas that of 16th LS is for four years.

- The 16<sup>th</sup> Lok Sabha has witnessed the highest number of Private Member Bills introduced (999) in Lok Sabha since 2000.
- 142 members have introduced Bills in the 16<sup>th</sup> Lok Sabha, of which 34 members have introduced 10 or more Bills. In comparison, 84 members introduced Bills in the 15th Lok Sabha, of which 11 members introduced 10 or more Bills.
- Though nearly 1,000 Bills were introduced in the 16<sup>th</sup> Lok Sabha, less than 10 were taken up for discussion, for a total of 50 hours. Note that no Private Member Bill has been enacted into law since 1970.

Data sources: Lok Sabha and Rajya Sabha websites as on August 10, 2018; PRS.

**DISCLAIMER:** This document is being furnished to you for your information. You may choose to reproduce or redistribute this report for non-commercial purposes in part or in full to any other person with due acknowledgement of PRS Legislative Research (“PRS”). The opinions expressed herein are entirely those of the author(s). PRS makes every effort to use reliable and comprehensive information, but PRS does not represent that the contents of the report are accurate or complete. PRS is an independent, not-for-profit group. This document has been prepared without regard to the objectives or opinions of those who may receive it.