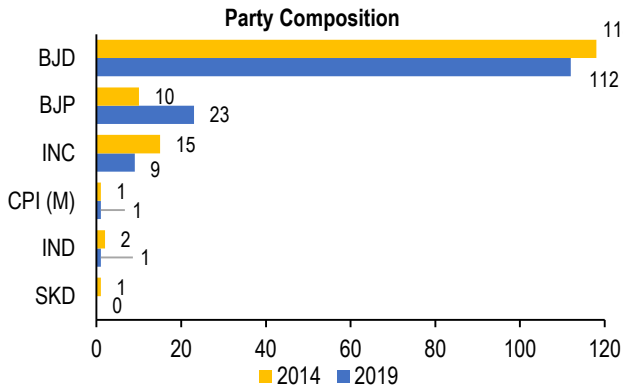


Vital Stats

Profile of the 16th Odisha Legislative Assembly

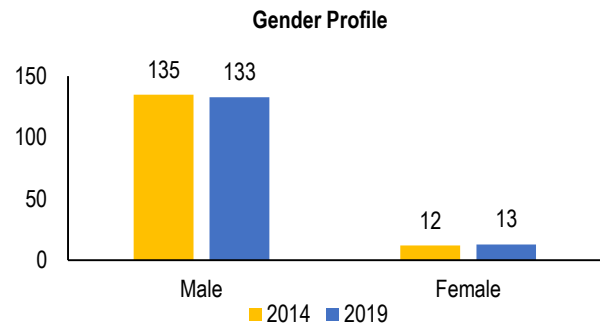
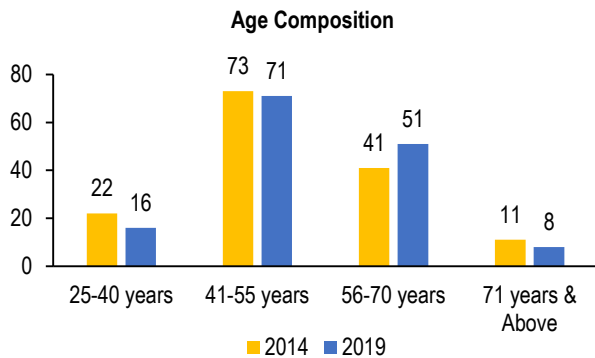
The results of the elections to the 16th Odisha Legislative Assembly were declared today. Elections to one constituency – Patkura have been postponed. In this context, we analyse data on the profile of the incoming Members of Legislative Assembly (MLAs) and compare it with the outgoing Assembly.

In the incoming assembly, BJD has the highest representation with 77% MLAs



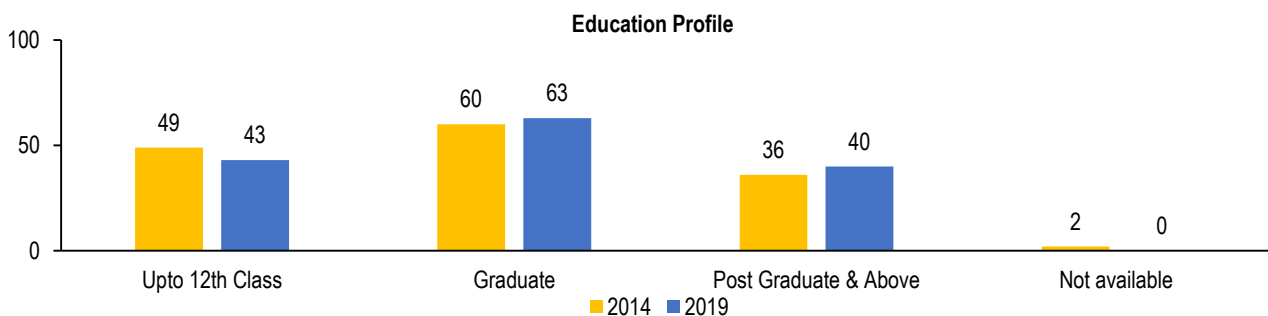
- In the newly elected Assembly, of the 146 elected members, 112 are from the Biju Janata Dal (BJD). The BJD has been in power in the state since 2000.
- Among the other parties, the number of seats of BJP went up by 13 in this election, and the number of seats of INC decreased by six.

Average age and gender composition of the incoming Assembly remains similar



- The average age of the incoming Assembly continues to be 37 years, as there is a reduction in both the youngest and oldest age groups.

Incoming Assembly has more number of graduates and post-graduates



- The new Assembly has 43% MLAs with a graduate degree. 27% of the incoming MLAs have a post graduate or higher degree.

Sources: Election Commission of India (results.eci.gov.in); Candidate Affidavits uploaded on ECI.

DISCLAIMER: This document is being furnished to you for your information. You may choose to reproduce or redistribute this report for non-commercial purposes in part or in full to any other person with due acknowledgement of PRS Legislative Research (“PRS”). The opinions expressed herein are entirely those of the author(s). PRS makes every effort to use reliable and comprehensive information, but PRS does not represent that the contents of the report are accurate or complete. PRS is an independent, not-for-profit group. This document has been prepared without regard to the objectives or opinions of those who may receive it.