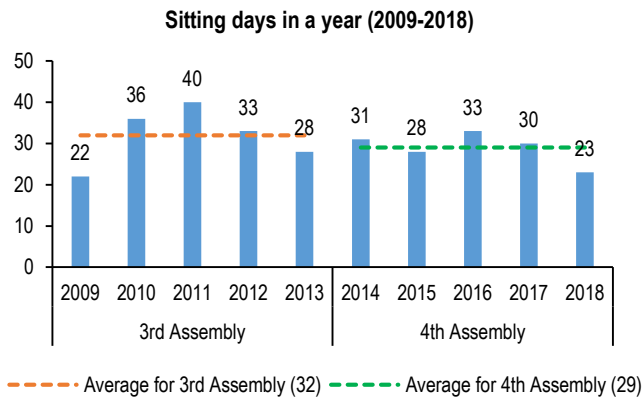


Vital Stats

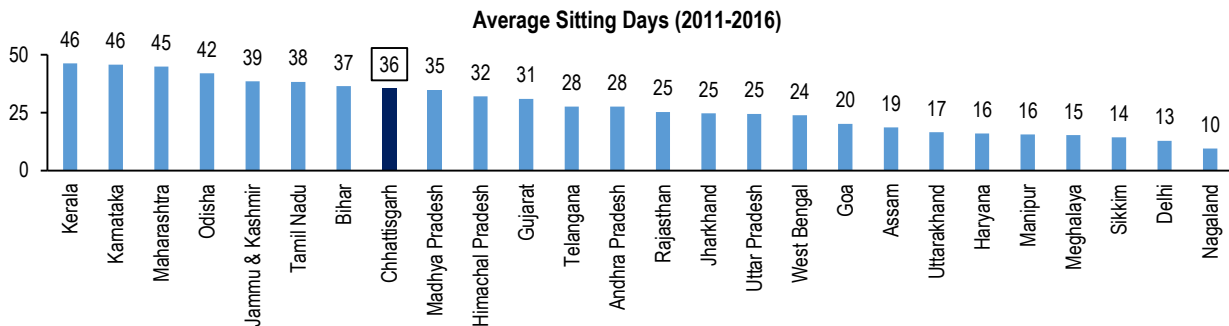
Functioning of the 4th Chhattisgarh Legislative Assembly (2014-2018)

The elections for the 5th Chhattisgarh Legislative Assembly are scheduled to be held in two phases: Phase I on November 12, 2018 and Phase II on November 20, 2018. In this context, we analyse data on the work done by the 4th Assembly (January 2014 to September 2018).

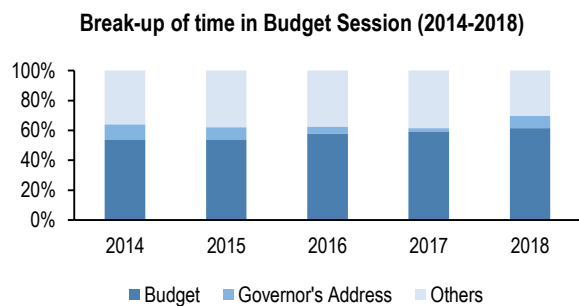
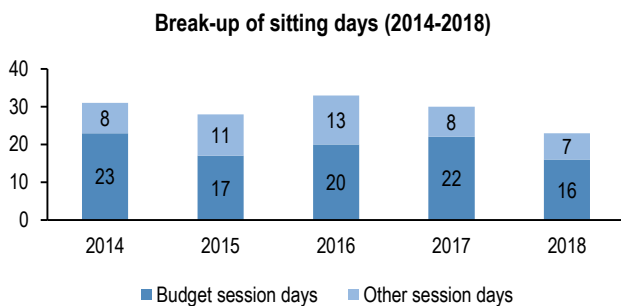
The 4th Assembly sat for an average of 29 days in a year, witnessed 3 no-confidence motions



- The current Assembly sat for 145 days. This was less in comparison to 159 sitting days of the 3rd Assembly (2009-2013). Note that the state government decides the duration for which its legislature should meet.
- The 4th Assembly witnessed discussions on motions of no-confidence on three occasions (in 2015, 2017, and 2018). These discussions cumulatively lasted for 57 hours.
- Between 2011 and 2016, the Chhattisgarh Assembly sat for an average of 36 days in a year. This was 8th highest among 26 state Assemblies that sat on average for 28 days in a year (from 2011 to 2016).



Budget sessions comprised 98 days (68%) of the total 145 sittings

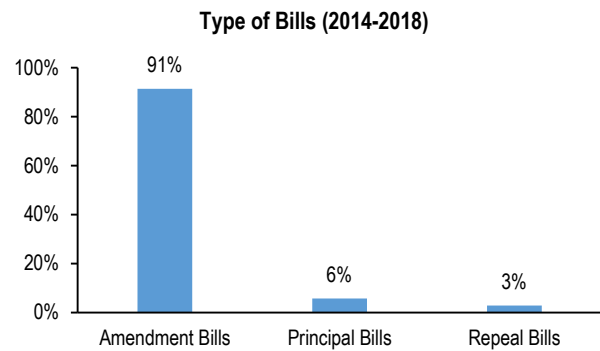
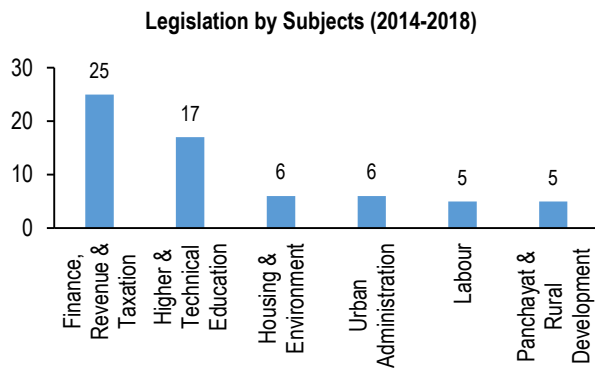


Note: The Assembly had three to four sessions every year.

Note: Legend indicates discussion time on each item.

- Of the 145 sitting days of the Assembly, 98 days (68%) were budget session days. While the average duration of each budget session was 20 days, the average duration of non-budget sessions was much smaller (four days).
- Budget session has significant importance for state legislatures. The session starts with the Governor's Address and a discussion on it. This is followed by the tabling of the Annual Budget of the state and the Demand for Grants (DFGs) of all ministries. These are then discussed in the House.
- During its budget sessions, on average, 57% of the time of the Assembly was spent on discussing the budget. Of this, 45% was spent on discussing expenditure proposals of different ministries (DFGs), and 12% on other expenditure and taxation proposals. 7% of the time was spent on discussing the Governor's Address.

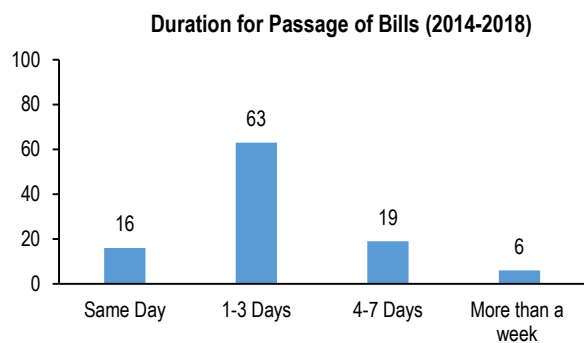
5% of time spent on legislation; 104 Bills were passed



Note: The 104 Bills passed do not include 20 Appropriation Bills.

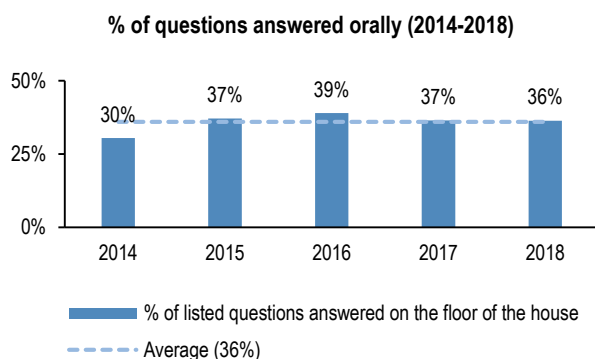
- The highest number of Bills were introduced in the areas of: (i) finance, revenue, and taxation, and (ii) higher and technical education.
- Of the 104 Bills introduced, 95 were Amendment Bills. Six were Principal Bills and three were Bills to repeal existing Acts. Maximum amendments were introduced in the areas of: (i) finance and taxation (19 Bills), and (ii) higher education (11 Bills).
- The Principal Bills introduced included the Chhattisgarh Aadhaar Bill, 2018, the Chhattisgarh GST Bill, 2017, the Chhattisgarh Shops and Establishments Bill, 2017, the Chhattisgarh Special Courts Bill, 2015, and the Chhattisgarh Physiotherapy and Occupational Therapy Council Bill, 2015.

94% of Bills passed within a week of introduction; limited discussion and scrutiny of Bills



- 15% of the Bills were passed on the same day as their introduction. These included the Chhattisgarh GST Bill, 2017 and the Chhattisgarh Labour Laws Amendment and Miscellaneous Provisions Bill, 2017.
- Further, 79% Bills were passed within seven days after their introduction.
- Only six Bills were passed more than a week since their introduction. These amended Acts related to agriculture produce markets, a health sciences university, the medical sciences council, motor vehicles taxation, panchayat raj, and the state FRBM.

10% of time in each session spent on the Question Hour



- Ministers are required to give answers to starred questions on the floor of the House. Every day, 25 starred questions are selected to be answered in the Question Hour.
- On average, nine questions were orally answered by Ministers on the floor of the House.

Sources: Session end resume and list of Bills passed for years 2014 to 2018 from Chhattisgarh Legislative Assembly website; PRS.

DISCLAIMER: This document is being furnished to you for your information. You may choose to reproduce or redistribute this report for non-commercial purposes in part or in full to any other person with due acknowledgement of PRS Legislative Research ("PRS"). The opinions expressed herein are entirely those of the author(s). PRS makes every effort to use reliable and comprehensive information, but PRS does not represent that the contents of the report are accurate or complete. PRS is an independent, not-for-profit group. This document has been prepared without regard to the objectives or opinions of those who may receive it.