

Vital Stats

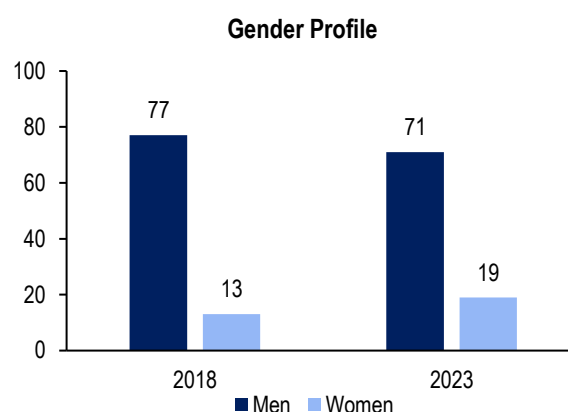
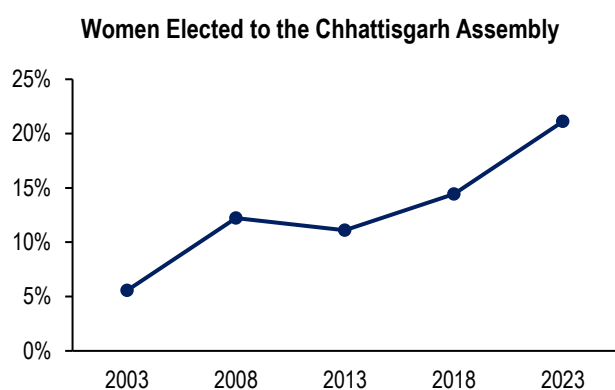
Profile of the 6th Chhattisgarh Legislative Assembly

Results of the election to the 6th Chhattisgarh Legislative Assembly were declared on December 3, 2023. The Assembly has 90 seats. This note compares the profiles of the incoming Members of Legislative Assembly (MLAs) with that of the previous term of the Assembly.

BJP wins majority with 60% of the seats

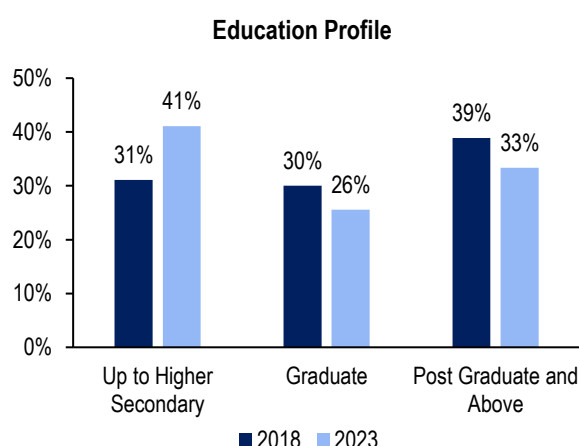
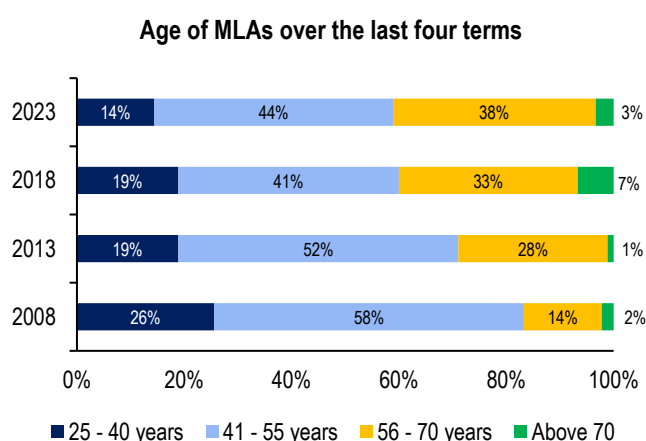
Party	2018	2023
Bharatiya Janata Party	15	54
Indian National Congress	68	35
Gondvana Gantantra Party	0	1
Janta Congress Chhattisgarh	5	0
Bahujan Samaj Party	2	0

19 women elected, highest since formation of the Assembly



- Over the years, the number of women elected to the Chhattisgarh Assembly has increased. In the new Assembly, the proportion of women elected has increased to 21%, as compared to 14% in 2018.

Assembly is getting older over time; fewer graduates in the 6th Assembly



- The proportion of MLAs with at least a graduate degree has reduced from 69% in 2018 to 59% in 2023.
- The proportion of MLAs above the age of 55 years is 41% in the new Assembly, a notable increase from 16% in the 3rd Assembly.

Sources: Election Commission of India (results.eci.gov.in); Candidate Affidavits uploaded on ECI; MyNeta (<https://www.myneta.info>); PRS. Note: This analysis does not account for any changes in the Assembly due to bye-elections.

DISCLAIMER: This document is being furnished to you for your information. You may choose to reproduce or redistribute this report for non-commercial purposes in part or in full to any other person with due acknowledgement of PRS Legislative Research ("PRS"). The opinions expressed herein are entirely those of the author(s). PRS makes every effort to use reliable and comprehensive information, but PRS does not represent that the contents of the report are accurate or complete. PRS is an independent, not-for-profit group. This document has been prepared without regard to the objectives or opinions of those who may receive it.